

Total: 5 pages

**Appendix I**

Date: 11 June 2024

TPB Ref.: A/HSK/515

By Email

Town Planning Board  
15/F, North Point Government Offices  
333, Java Road  
North Point  
Hong Kong  
(Attn: The Secretary)

Dear Sir,

**Proposed Temporary Logistics Centre for a Period of 3 Years at Lots 3167 S.A (Part), 3167 S.B (Part), 3168 (Part), 3169 (Part), 3170 (Part), 3171 RP (Part), 3172 RP (Part), 3177 (Part), 3302 (Part), 3305 RP (Part), 3306 (Part), 3313 (Part), 3314 (Part), 3315 S.A, 3315 RP (Part) in D.D. 129 and Adjoining Government Land, Ha Tsuen, Yuen Long, N.T.**

The FSI proposal is attached herewith for the consideration of the Director of Fire Services. (D of FS).

Should you have any enquiries, please feel free to contact our Mr. Patrick Tsui at [REDACTED] [REDACTED] at your convenience.

Yours faithfully,



Patrick Tsui

c.c. Tuen Mun and Yuen Long West District Planning Office (Attn: Ms. Moon KOK) – By Email

**FIRE SERVICES NOTES:**

**1. HOSE REEL SYSTEM**

- 1.1 HOSE REEL SHALL BE PROVIDED AT POSITIONS OF THE STRUCTURE 1 AS INDICATED ON PLANS.
- 1.2 THERE SHALL BE SUFFICIENT HOSE REELS TO ENSURE THAT EVERY PART OF THE BUILDING CAN BE REACHED BY A LENGTH OF NOT MORE THAN 30M OF HOSE REEL TUBING. ONE ACTUATING POINT AND ONE AUDIO WARNING DEVICE TO BE LOCATED AT EACH HR POINT. THE ACTUATING POINT SHOULD INCLUDE FACILITIES FOR THE FIRE PUMP START DEVICE INITIATION.
- 1.3 A MODIFIED HOSE REEL SYSTEM OF 2,000 LITRES WATER TANK TO BE PROVIDED FOR THE ENTIRE BUILDING AS INDICATED ON PLAN.
- 1.4 NO FIRE SERVICES INLET TO BE PROVIDED FOR THE MODIFIED HOSE REEL SYSTEM.
- 1.5 WATER SUPPLY FOR THE MODIFIED HOSE REEL SYSTEM TO BE SINGLE END FEED FROM THE GOVERNMENT TOWN MAIN.
- 1.6 TWO FIXED FIRE PUMPS (DUTY/STANDBY) TO BE PROVIDED AT SPR. & FS. PUMP ROOM.
- 1.7 THE HR SYSTEM INSTALLED SHOULD BE IN ACCORDANCE WITH PARA. 5.14 OF THE CODE OF PRACTICE FOR MINIMUM FIRE SERVICE INSTALLATION AND EQUIPMENT 2022.
- 1.8 AN INSTRUCTION PLATE SHALL BE PROVIDED NEXT TO THE BREAK GLASS UNIT FOR OPERATION OF HOSE REEL.

**2. AUTOMATIC SPRINKLER SYSTEM**

- 2.1 AUTOMATIC SPRINKLER SYSTEM SUPPLIED BY A 135,000L SPRINKLER WATER TANK AND HAZARD CLASS OH3 SHALL BE PROVIDED TO THE ENTIRE STRUCTURE 1 IN ACCORDANCE WITH LPC RULES INCORPORATING BS EN12845 : 2015 AND FSD CIRCULAR LETTER 5/2020. THE SPRINKLER TANK, SPRINKLER PUMP ROOM, SPRINKLER INLET AND SPRINKLER CONTROL VALVE GROUP SHALL BE CLEARLY MARKED ON PLANS.
- 2.2 THE CLASSIFICATION OF THE AUTOMATIC SPRINKLER INSTALLATION TO BE ORDINARY HAZARD GROUP 3.
- 2.3 ONE NUMBER 135,000 LITRES SPRINKLER WATER TANK TO BE PROVIDED AS INDICATED ON PLANS.
- 2.4 ALL INSTALLED SPRINKLER SHOULD BE PENDENT TYPE AND THE TEMPERATURE RATING OF SPRINKLER HEAD SHALL BE 68°C UNLESS OTHERWISE SPECIFIED.
- 2.5 SPRINKLER CONTROL VALVE SET AND SPRINKLER INLET TO BE PROVIDED AS INDICATED ON PLANS.
- 2.6 ALL SPRINKLER PIPE SIZE SHOULD BE ø32mm UNLESS SPECIFY.
- 2.7 TYPE OF STORAGE METHOD FOR THE BUILDING IS AS FOLLOWS:  
 (A) STORAGE CATEGORY : CATEGORY (iii)  
 (B) STORAGE HEIGHT : NOT EXCEEDING 2.1M  
 (C) STORAGE : ST1
- 2.8 STORAGE BLOCK SHOULD BE SEPARATED BY AISLES NO LESS THAN 2.4m WIDE.
- 2.9 THE MAXIMUM STORAGE AREA SHALL BE 50m<sup>2</sup> FOR ANY SINGLE BLOCK.







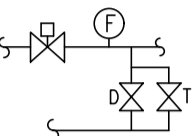



















**3. FIRE ALARM SYSTEM**

- 3.1 FIRE ALARM SYSTEM SHALL BE PROVIDED THROUGHOUT THE ENTIRE STRUCTURE 1 IN ACCORDANCE WITH BS 5839-1 : 2017 AND FSD CIRCULAR LETTER 6/2021. ONE ACTUATING POINT AND ONE AUDIO WARNING DEVICE SHOULD BE LOCATED AT EACH HOSE REEL POINT. THE ACTUATION POINT SHOULD INCLUDE FACILITIES FOR HOSE REEL PUMP START AND AUDIO / VISUAL WARNING DEVICE INITIATION.
- 3.2 AN ADDRESSABLE TYPE FIRE ALARM PANEL TO BE PROVIDED AND LOCATED INSIDE G/F SPRINKLER & HOSE REEL PUMP ROOM.

**4. MISCELLANEOUS F.S. INSTALLATION**

- 4.1 PORTABLE FIRE EXTINGUISHER WITH SPECIFIED TYPE AND CAPACITY TO BE PROVIDED AT LOCATIONS AS INDICATED ON PLANS.
- 4.2 SUFFICIENT EMERGENCY LIGHTING SHALL BE PROVIDED THROUGHOUT THE ENTIRE STRUCTURE 1 IN ACCORDANCE WITH BS 5266-1:2016 AND BS EN 1838:2013 AND FSD CIRCULAR LETTER 4/2021.
- 4.3 SUFFICIENT DIRECTIONAL AND EXIT SIGN SHALL BE PROVIDED IN ACCORDANCE WITH BS 5266: PART 1 AND FSD CIRCULAR LETTER 5/2008.
- 4.4 NO EMERGENCY GENERATOR TO BE PROVIDED FOR SERVING THE EMERGENCY POWER. DUPLICATED POWER SUPPLIES FOR ALL FIRE SERVICES INSTALLATIONS COMPRISING A CABLE CONNECTED FROM ELECTRICITY MAINS DIRECTLY BEFORE THE MAIN SWITCH.
- 4.5 WHEN A VENTILATION/ AIR CONDITIONING CONTROL SYSTEM TO A BUILDING IS PROVIDED, IT SHALL STOP MECHANICALLY INDUCED AIR MOVEMENT WITHIN A DESIGNATED FIRE COMPARTMENT.
- 4.6 NO DYNAMIC SMOKE EXTRACTION SYSTEM SHALL BE PROVIDED SINCE FIRE COMPARTMENT EXCEEDING 7000 CUBIC METRES AND THE AGGREGATE AREA OF OPENABLE WINDOWS OF THE RESPECTIVE COMPARTMENT EXCEEDS 6.25% OF THE FLOOR AREA OF THAT COMPARTMENT.

**LEGEND (FOR LAYOUT PLAN)**

	HOSE REEL W/ LOCKABLE GLASS FRONTED NOZZLE BOX, STRIKER, C/W FIRE ALARM BELL & BREAK GLASS UNIT
	150mm FIRE ALARM BELL
	BREAK GLASS UNIT
	SPRINKLER HEAD
	FLOW SWITCH
	MONITORED GATE VALVE
	SPRINKLER ZONE SUBSIDIARY CONTROL VALVE ASSEMBLY INCLUDES ZONE SUBSIDIARY CONTROL VALVE, FLOW SWITCH, TEST GATE VALVE AND DRAIN VALVE
	GATE VALVE
	NON RETURN VALVE
	VORTEX INHIBITOR
	BALL FLOAT VALVE
	PRESSURE SWITCH
	SPRINKLER / HOSE REEL PIPE
	SPRINKLER CONTROL VALVE SET
	CHECK METER POSITION
	SPRINKLER / F.S. INLET
	5Kg CO2 TYPE FIRE EXTINGUISHER
	4Kg DRY POWDER TYPE FIRE EXTINGUISHER
	PUMP
	150mm WATER ALARM GONG
	EMERGENCY LIGHTING
	EXIT SIGN
	FIRE ALARM PANEL
	PUMP CONTROL PANEL
	SELF-CONTAINED EMERGENCY FLUORESCENT LIGHTING UNIT
	EXISTING F. S. INSTALLTION

**ABBREVIATION**

SPR.	SPRINKLER
F.H.	FIRE HYDRANT
H.R.	HOSE REEL
F.E.	FIRE EXTINGUISHER
CO <sub>2</sub>	CARBON DIOXIDE
L.P.C.	LOSS PREVENTION COUNCIL
F.S.I.	FIRE SERVICES INSTALLATION
H/L	HIGH LEVEL
M/L	MID LEVEL
L/L	LOW LEVEL
F/A	FROM ABOVE
F/B	FROM BELOW
T/A	TO ABOVE
T/B	TO BELOW
U/G	UNDERGROUND
F.S.	FIRE SERVICES

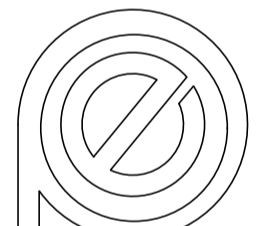
**COLOUR CODE**

PIPE SIZES	COLOUR
ø25mm	LIGHT GREEN
ø32mm	RED
ø40mm	PURPLE
ø50mm	YELLOW
ø65mm	BLUE
ø80mm	GREEN
ø100mm	LIGHT BROWN
ø150mm	DEEP BROWN

**DRAWING LIST**

DRAWING_NO	DESCRIPTION
EP-10299-FS01	FS NOTES, LEGEND, ABBREVIATIONS AND DRAWING LIST
EP-10299-FS02	FIRE SERVICES INSTALLATION LAYOUT PLAN-G/F LAYOUT PLAN
EP-10299-FS03	FIRE SERVICES INSTALLATION LAYOUT PLAN-1/F PLATFORM LAYOUT PLAN

REV	DESCRIPTION	DATE	BY
J	REVISION	17-04-2024	WC
I	REVISION	24-01-2024	JN
H	REVISION	01-11-2023	JN
G	REVISION	26-09-2023	JN
F	REVISION	10-08-2023	JN
E	GENERAL REVISION	10-06-2018	HY
D	REVISE	12-12-2017	HY
C	REVISE	2-09-2017	HY
B	FSD COMMENT	12-06-2017	HY
A	FSD SUBMISSION	16-02-2017	HY

FSI CONTRACTOR  
**East Power Engineering Limited**  


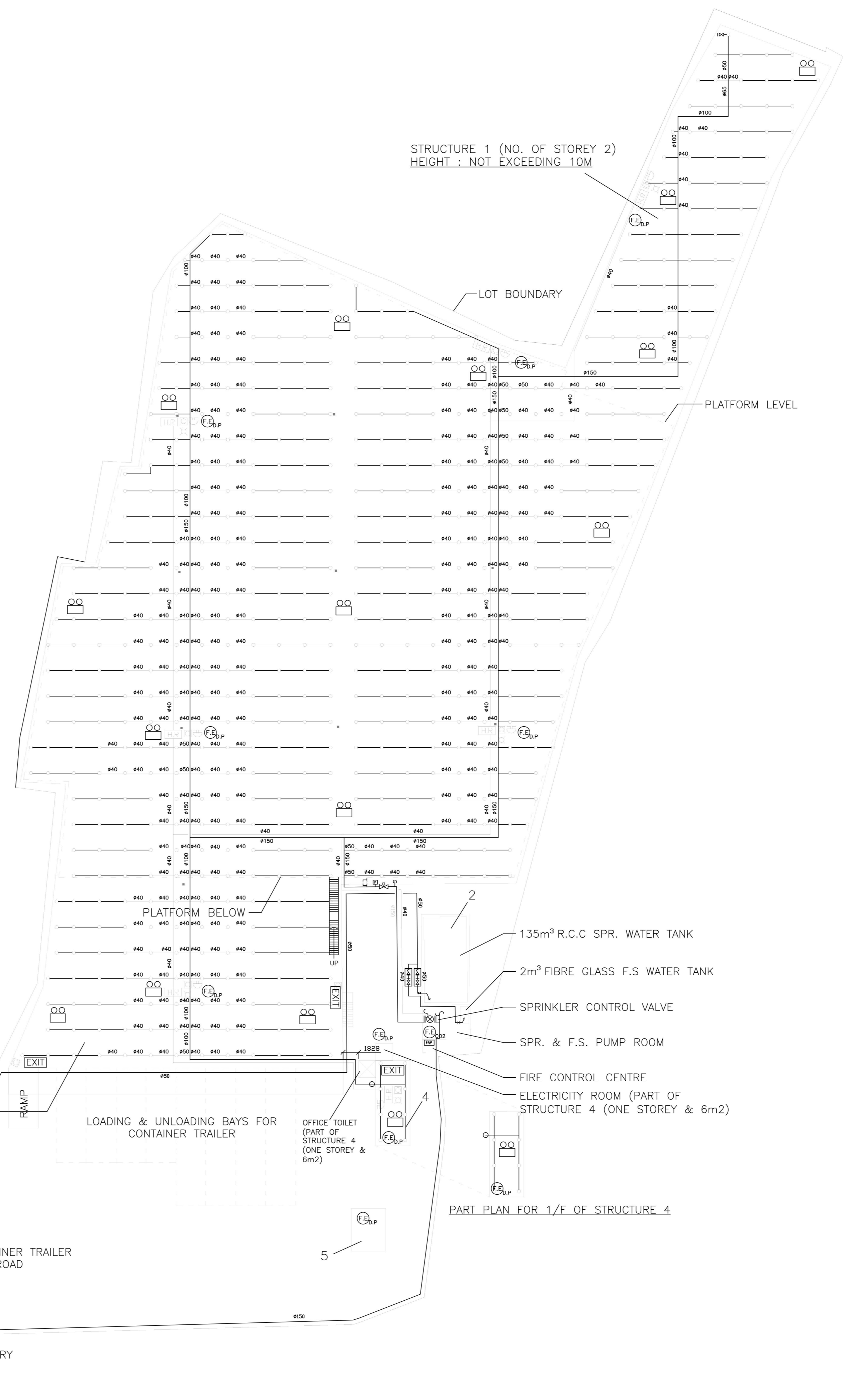
**PROJECT**  
 PROPOSED TEMPORARY LOGISTICS CENTRE FOR A PERIOD OF 3 YEARS AT LOTS 3167S.A(PART), 3167S.B(PART), 3168(PART), 3169(PART), 3170(PART), 3171RP(PART), 3172RP(PART), 3177(PART), 3302(PART), 3305RP(PART), 3306(PART), 3313(PART), 3314(PART), 3315S.A, 3315RP(PART) IN D.D. 129 AND ADJOINING GOVERNMENT LAND, HA TSUEN, YUEN LONG

**DRAWING TITLE**  
 FS NOTES, LEGEND, ABBREVIATIONS AND DRAWING LIST

	INITIAL	DESIGNATION	DATE
DRAWN BY	HY	Eng.T	07-02-2017
DESIGNED BY	HY	Eng.T	07-02-2017
CHECKED BY	CM	PM	17-02-2017
APPROVED BY	-	-	-
PROJECT NO.	10299		
PAPER SIZE	A3	PLOT SCALE	1 : 1
DRAWING NO. EP-10299-FS01			
SCALE	N. T. S.	REVISION	J

PING HA ROAD

NO	STRUCTURE CONTENT:	VOLUME (m <sup>3</sup> )	AREA (m <sup>2</sup> )
1	TEMPORARY LOGISTICS CENTRE & RAIN SHELTER (2 STOREY)	61,270	9,500
2	F.S. WATER TANK AND SPR. & F.S. PUMP HOUSE	364	91
3	GUARD ROOM	18	6
4	SITE OFFICE (2-STOREY) ELECTRICITY ROOM (1-STOREY)	882	252
5	STAFF ROOM	60	20



REV	DESCRIPTION	DATE	BY
K	REVISION	18-05-2024	WC
J	REVISION	17-04-2024	WC
I	REVISION	24-01-2024	JN
H	REVISION	01-11-2023	JN
G	REVISION	26-09-2023	JN
F	REVISION	10-08-2023	JN
E	GENERAL REVISION	10-06-2018	HY
D	REVISE	12-12-2017	HY
C	REVISE	2-09-2017	HY
B	FSD COMMENT	12-06-2017	HY
A	FSD SUBMISSION	16-02-2017	HY

FSI CONTRACTOR  
East Power Engineering Limited



PROJECT  
PROPOSED TEMPORARY LOGISTICS CENTRE FOR A PERIOD OF 3 YEARS AT LOTS 3167S.A(PART), 3167S.B(PART), 3168(PART), 3169(PART), 3170(PART), 3171RP(PART), 3172RP(PART), 3177(PART), 3302(PART), 3305RP(PART), 3306(PART), 3313(PART), 3314(PART), 3315S.A, 3315RP(PART) IN D.D. 129 AND ADJOINING GOVERNMENT LAND, HA TSUEN, YUEN LONG

DRAWING TITLE  
FIRE SERVICES INSTALLATION LAYOUT PLAN-G/F LAYOUT PLAN

	INITIAL	DESIGNATION	DATE
DRAWN BY	HY	Eng.T	07-02-2017
DESIGNED BY	HY	Eng.T	07-02-2017
CHECKED BY	CM	PM	17-02-2017
APPROVED BY	-	-	-

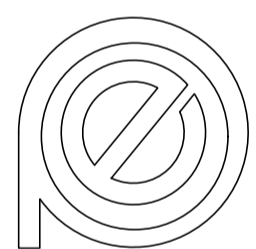
PROJECT NO.	10299		
PAPER SIZE	A3	PLOT SCALE	1 : 1

DRAWING NO.	EP-10299-FS02		
SCALE	1 : 600	REVISION	K



STRUCTURE 1: 1/F

REV	DESCRIPTION	DATE	BY
K	REVISION	18-05-2024	WC
J	REVISION	17-04-2024	WC
I	REVISION	24-01-2024	JN
H	REVISION	01-11-2023	JN
G	REVISION	26-09-2023	JN
F	REVISION	10-08-2023	JN
E	GENERAL REVISION	10-06-2018	HY
D	REVISE	12-12-2017	HY
C	REVISE	2-09-2017	HY
B	FSD COMMENT	12-06-2017	HY
A	FSD SUBMISSION	16-02-2017	HY

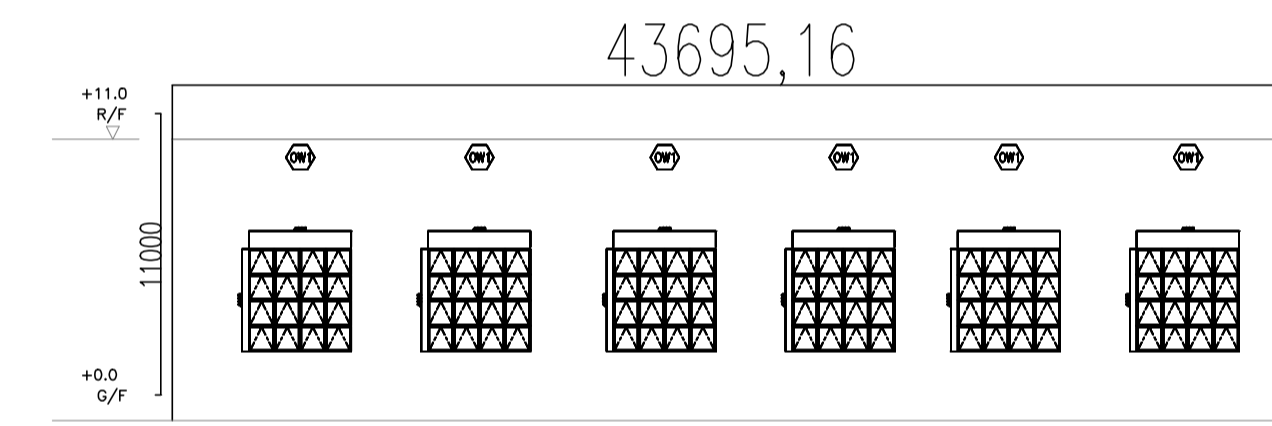
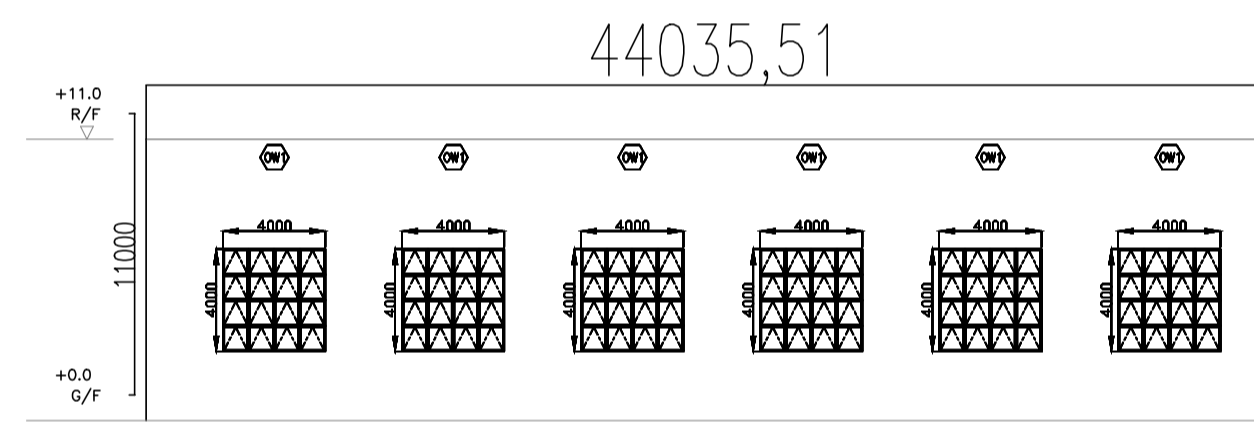
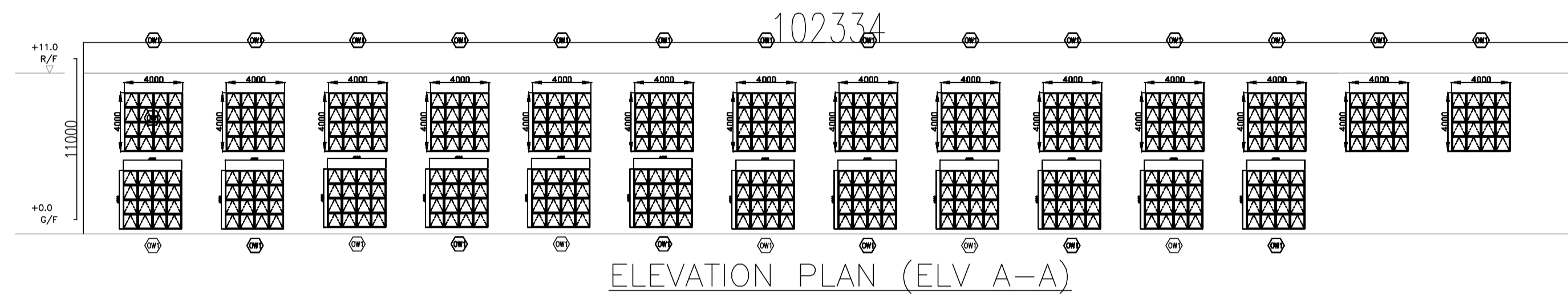
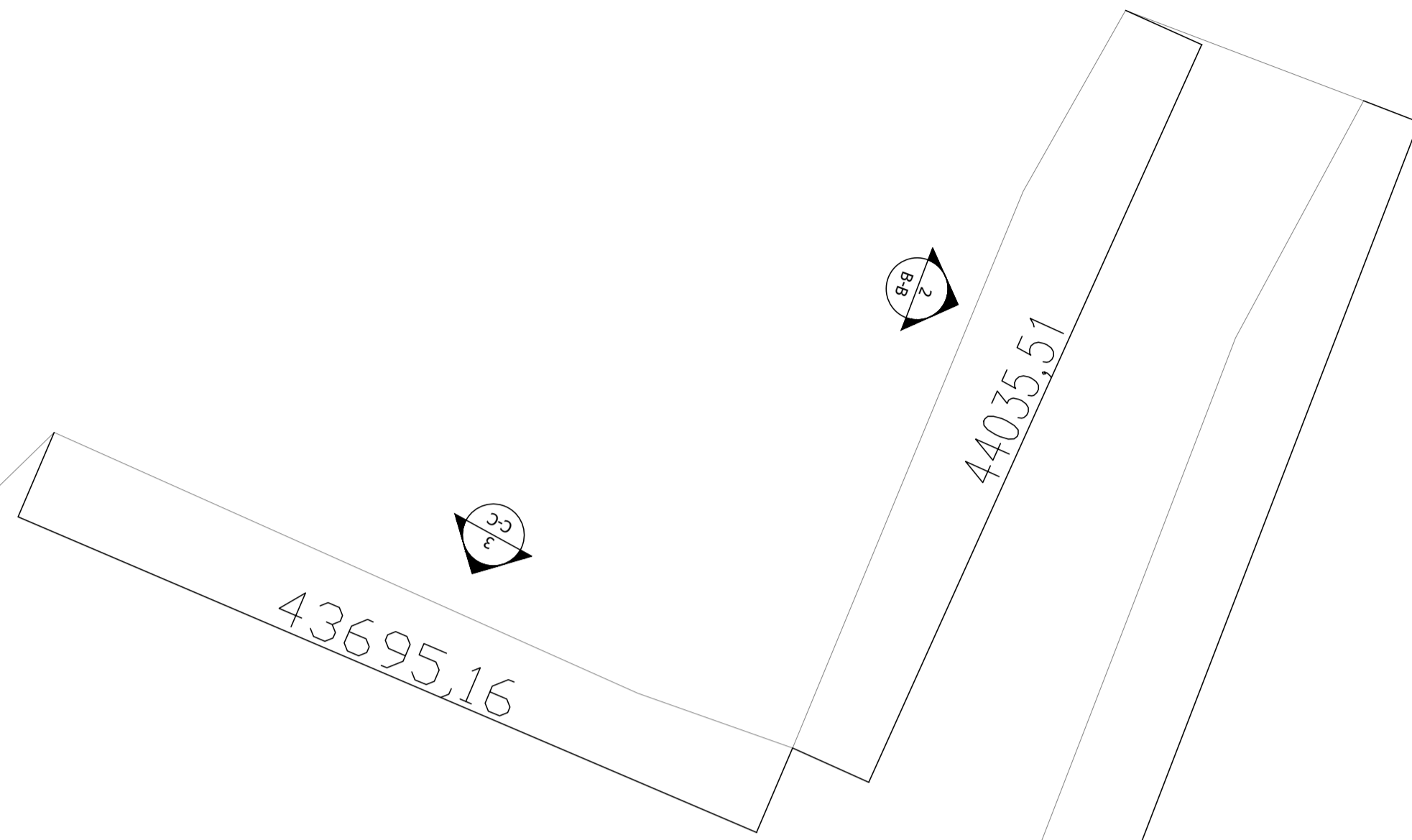
FSI CONTRACTOR  
**East Power Engineering Limited**  


**PROJECT**  
 PROPOSED TEMPORARY LOGISTICS CENTRE FOR A PERIOD OF 3 YEARS AT LOTS 3167S.A(PART), 3167S.B(PART), 3168(PART), 3169(PART), 3170(PART), 3171RP(PART), 3172RP(PART), 3177(PART), 3302(PART), 3305RP(PART), 3306(PART), 3313(PART), 3314(PART), 3315S.A, 3315RP(PART) IN D.D. 129 AND ADJOINING GOVERNMENT LAND, HA TSUEN, YUEN LONG

**DRAWING TITLE**  
 FIRE SERVICES INSTALLATION LAYOUT PLAN—  
 1/F LAYOUT PLAN

	INITIAL	DESIGNATION	DATE
DRAWN BY	HY	Eng.T	07-02-2017
DESIGNED BY	HY	Eng.T	07-02-2017
CHECKED BY	CM	PM	17-02-2017
APPROVED BY	-	-	-
PROJECT NO.	10299		
PAPER SIZE	A3	PLOT SCALE	1 : 1
DRAWING NO.	EP-10299-FS03		
SCALE	1 : 600	REVISION	K

**STRUCTURE 1**  
LOGISTICS CENTRE  
GFA: 9,500m<sup>2</sup>



OPENABLE WINDOW AREA CALCULATION UNDER F.S.D. REQUIREMENT FOR COMPARTMENT EXCEEDING 7000m			
LOCATION	USABLE FL. AREA (m <sup>2</sup> ) PER FLOOR	OPENABLE WINDOW AREA REQUIRED	OPENABLE WINDOW AREA PROVIDED
STRUCTURE 1 G/F	9,500	9,500 X 6.25% = 593.75	REFER TO ELEVATION-(A-A) = 416 REFER TO ELEVATION-(B-B) = 96 REFER TO ELEVATION-(C-C) = 96  TOTAL = 608 > 593.75

REV	DESCRIPTION	DATE	BY
K	REVISION	18-05-2024	WC
J	REVISION	17-04-2024	WC
I	REVISION	24-01-2024	JN
H	REVISION	01-11-2023	JN
G	REVISION	26-09-2023	JN
F	REVISION	10-08-2023	JN
E	GENERAL REVISION	10-06-2018	HY
D	REVISE	12-12-2017	HY
C	REVISE	2-09-2017	HY
B	FSD COMMENT	12-06-2017	HY
A	FSD SUBMISSION	16-02-2017	HY

FSI CONTRACTOR  
**East Power Engineering Limited**

**PROJECT**  
PROPOSED TEMPORARY LOGISTICS CENTRE FOR A PERIOD OF 3 YEARS AT LOTS 3167S.A(PART), 3167S.B(PART), 3168(PART), 3169(PART), 3170(PART), 3171RP(PART), 3172RP(PART), 3177(PART), 3302(PART), 3305RP(PART), 3306(PART), 3313(PART), 3314(PART), 3315S.A, 3315RP(PART) IN D.D. 129 AND ADJOINING GOVERNMENT LAND, HA TSUEN, YUEN LONG

**DRAWING TITLE**  
GBP AND WINDOWS SIZE CALCULATION

	INITIAL	DESIGNATION	DATE
DRAWN BY	HY	Eng.T	07-02-2017
DESIGNED BY	HY	Eng.T	07-02-2017
CHECKED BY	CM	PM	17-02-2017
APPROVED BY	-	-	-
PROJECT NO.	10299		
PAPER SIZE	A3	PLOT SCALE	1 : 1
DRAWING NO.	EP-10299-FS04		
SCALE	1 : 600	REVISION	K