

Urgent Return receipt Expand Group Restricted Prevent Copy

Moon Leong KOK/PLAND

寄件者: 陳灝然 [REDACTED]
寄件日期: 2024年05月22日星期三 15:34
收件者: tpbpd/PLAND
副本: Moon Leong KOK/PLAND
主旨: A/HSK/523補充資料
附件: FS Plan.R1.pdf; 場地設計圖.pdf

類別: Internet Email

敬啟者

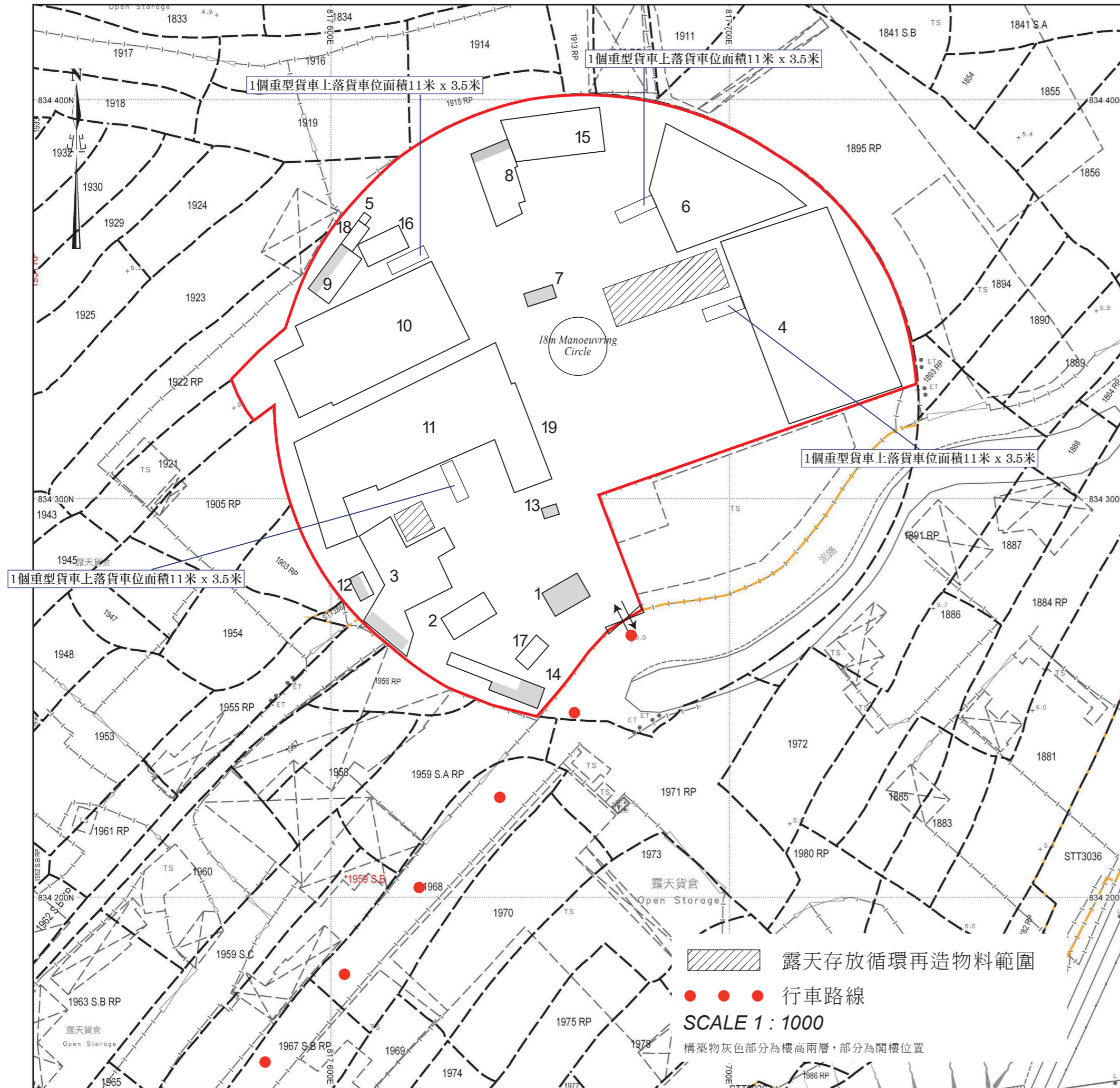
此電郵取代 5 月 21 日 14:24 發出的電郵。

有關上述檔案，現提交補充資料。

TS3、TS4、TS6、TS10、TS11 及 TS15 為儲物或過貨涼棚，以存放循環再造物料，亦當作露天存放循環再造物料範圍。露天存放循環再造物料的範圍一共約 5618 平方米，佔申請場地 35.56%。餘下面積約 10182 平方米的土地，佔申請地點約 64.44% 土地會用作流動空間。流動空間具緩衝及協調作用，可紓緩發展對環境的影響。即場地設計圖內所示，申請地點內未有註明的空白部份。

附件為消防建議。

場地設計圖



構築物序號	上蓋面積 (平方米)	樓面面積 (平方米)	高度(米)	層數	建築物料	用途
TS1	60	120	5	2	金屬搭建	寫字樓
TS2	80	80	5	1	金屬搭建	過貨涼棚
TS3	450	480 (已包括第二層寫字樓面 面積約30平方米)	5	2	金屬搭建	過貨涼棚及寫字樓
TS4	1420	1420	9	1	金屬搭建	過貨涼棚
TS5	3	3	3	1	金屬搭建	洗手間
TS6	680	680	6	1	金屬搭建	儲物涼棚
TS7	25	50	5	2	金屬搭建	寫字樓
TS8	180	204 (已包括第二層寫字樓面 面積約24平方米)	5	2	金屬搭建	寫字樓
TS9	90	120 (已包括第二層寫字樓面 面積約30平方米)	6	2	金屬搭建	寫字樓
TS10	1050	1050	9	1	金屬搭建	儲物涼棚
TS11	1400	1400	9	1	金屬搭建	儲物涼棚
TS12	30	50 (已包括第二層寫字樓面 面積約20平方米)	5	2	金屬搭建	寫字樓
TS13	8	16	5	2	金屬搭建	機械設施
TS14	110	158 (已包括第二層寫字樓面 面積約48平方米)	5	2	金屬搭建	寫字樓
TS15	260	260	5	1	金屬搭建	過貨涼棚
TS16	70	70	6	1	金屬搭建	寫字樓
TS17	32	32	3	1	金屬搭建	洗手間
TS18	24	24	3	1	金屬搭建	儲物櫃

FIRE SERVICES NOTES:

1. HOSE REEL SYSTEM

- 1.1 HOSE REEL SHALL BE PROVIDED AT POSITIONS AS INDICATED ON PLANS.
- 1.2 THERE SHALL BE SUFFICIENT HOSE REELS TO ENSURE THAT EVERY PART OF THE BUILDING CAN BE REACHED BY A LENGTH OF NOT MORE THAN 30M OF HOSE REEL TUBING. ONE ACTUATING POINT AND ONE AUDIO WARNING DEVICE TO BE LOCATED AT EACH HR POINT. THE ACTUATING POINT SHOULD INCLUDE FACILITIES FOR THE FIRE PUMP START DEVICE INITIATION.
- 1.3 A MODIFIED HOSE REEL SYSTEM OF 2000 LITRES WATER TANK TO BE PROVIDED FOR THE ENTIRE BUILDING AS INDICATED ON PLAN.
- 1.4 NO FIRE SERVICES INLET TO BE PROVIDED FOR THE MODIFIED HOSE REEL SYSTEM.
- 1.5 WATER SUPPLY FOR THE MODIFIED HOSE REEL SYSTEM TO BE SINGLE END FEED FROM THE GOVERNMENT TOWN MAIN.
- 1.6 TWO FIXED FIRE PUMPS (DUTY/STANDBY) TO BE PROVIDED AT SPR. & FS. PUMP ROOM.
- 1.7 THE HR SYSTEM INSTALLED SHOULD BE IN ACCORDANCE WITH PARA. 5.14 OF THE CODE OF PRACTICE FOR MINIMUM FIRE SERVICE INSTALLATION AND EQUIPMENT 2012.
- 1.8 AN INSTRUCTION PLATE SHALL BE PROVIDED NEXT TO THE BREAK GLASS UNIT FOR OPERATION OF HOSE REEL.

2. FIRE ALARM SYSTEM

- 2.1 FIRE ALARM SYSTEM SHALL BE PROVIDED THROUGHOUT THE ENTIRE BUILDING IN ACCORDANCE WITH BS 5839-1 : 2002 + A2 : 2008 AND FSD CIRCULAR LETTER NO.1/2009 & 3/2010 & 2/2012. ONE ACTUATING POINT AND ONE AUDIO WARNING DEVICE SHOULD BE LOCATED AT EACH HOSE REEL POINT. THE ACTUATION POINT SHOULD INCLUDE FACILITIES FOR FIRE PUMP START AND AUDIO / VISUAL WARNING DEVICE INITIATION.
- 2.2 AN ADDRESSABLE TYPE FIRE ALARM PANEL TO BE PROVIDED AND LOCATED INSIDE G/F SPR. & F.S. PUMP ROOM.

3. MISCELLANEOUS F.S. INSTALLATION

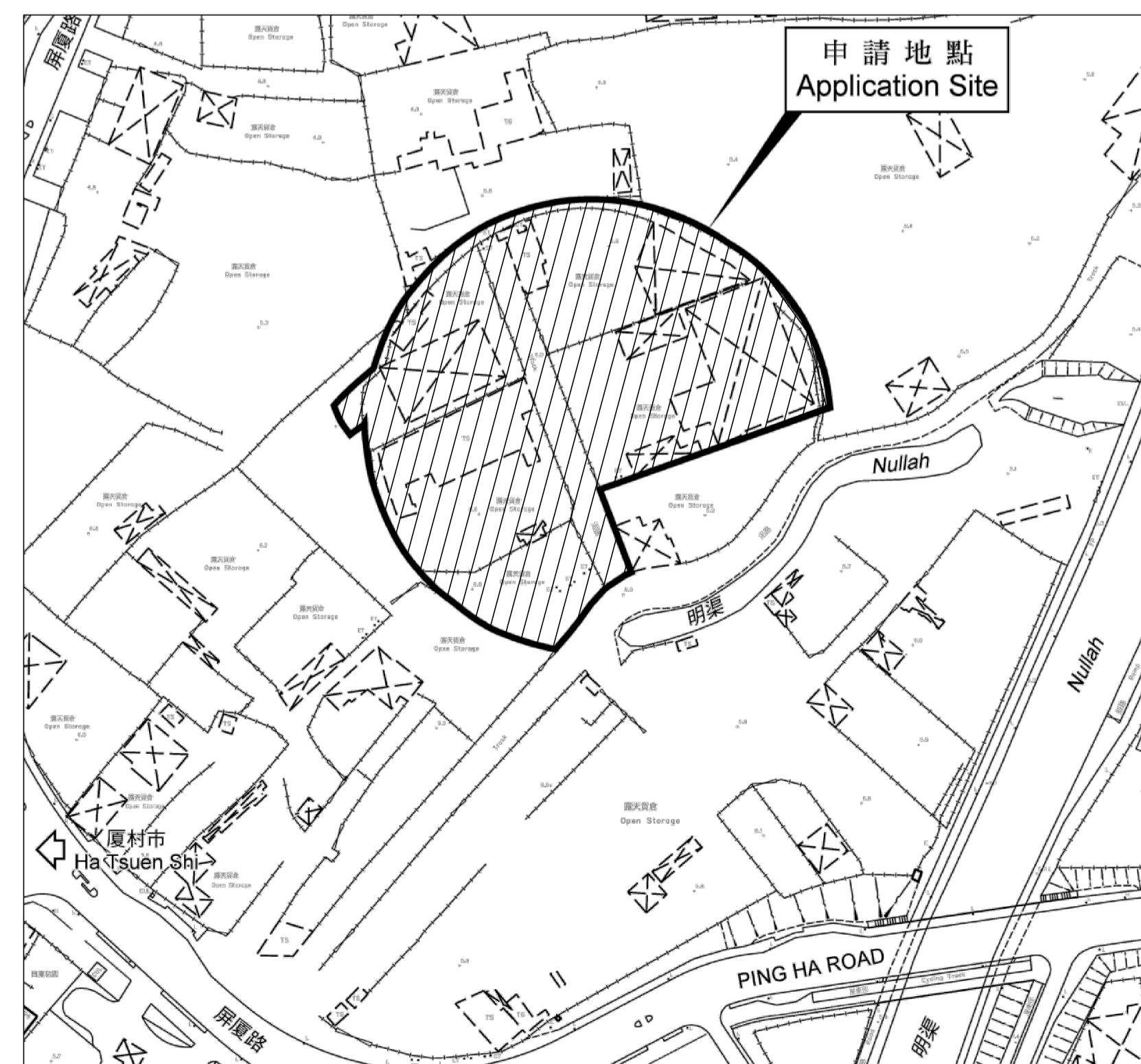
- 3.1 PORTABLE FIRE EXTINGUISHER WITH SPECIFIED TYPE AND CAPACITY TO BE PROVIDED AT LOCATIONS AS INDICATED ON PLANS.
- 3.2 SUFFICIENT EMERGENCY LIGHTING SHALL BE PROVIDED THROUGHOUT THE ENTIRE BUILDINGS/STRUCTURES IN ACCORDANCE WITH BS 5266: PART 1 AND BS EN 1838.
- 3.3 SUFFICIENT DIRECTIONAL AND EXIT SIGN SHALL BE PROVIDED IN ACCORDANCE WITH BS 5266: PART 1 AND FSD CIRCULAR LETTER 5/2008.
- 3.4 NO EMERGENCY GENERATOR TO BE PROVIDED FOR SERVING THE EMERGENCY POWER. DUPLICATED POWER SUPPLIES FOR ALL FIRE SERVICES INSTALLATIONS COMPRISING A CABLE CONNECTED FROM ELECTRICITY MAINS DIRECTLY BEFORE THE MAIN SWITCH.
- 3.5 WHEN A VENTILATION/AIR CONDITIONING CONTROL IS PROVIDED, IT SHALL STOP MECHANICALLY INDUCED AIR MOVEMENT WITHIN A DESIGNATED FIR COMPARTMENT.
- 3.6 NO DYNAMIC SMOKE EXTRACTION SYSTEM SHALL BE PROVIDED SINCE THE FIRE COMPARTMENT EXCEEDING 7000 CUBIC METRES HAS PROVIDED OVER 6.25% OPENABLE WINDOWS OF THE FLOOR AREA OF THAT COMPARTMENT.

ABBREVIATION

SPR.	SPRINKLER
F.H.	FIRE HYDRANT
H.R.	HOSE REEL
F.E.	FIRE EXTINGUISHER
CO ₂	CARBON DIOXIDE
L.P.C.	LOSS PREVENTION COUNCIL
F.S.I.	FIRE SERVICES INSTALLATION
H/L	HIGH LEVEL
M/L	MID LEVEL
L/L	LOW LEVEL
F/A	FROM ABOVE
F/B	FROM BELOW
T/A	TO ABOVE
T/B	TO BELOW
U/G	UNDERGROUND
F.S.	FIRE SERVICES

DRAWING LIST

DRAWING NO	DESCRIPTION
EP-10079-FS01	FS NOTES, LEGEND, ABBREVIATIONS AND DRAWING LIST
EP-10079-FS02	PROPOSED FSI LAYOUT PLAN



LOCATION PLAN (NOT TO SCALE)

LEGEND (FOR SCHEMATIC DIAGRAM)

	HOSE REEL W/ LOCKABLE GLASS FRONTED NOZZLE BOX, STRIKER, C/W FIRE ALARM BELL & BREAK GLASS UNIT
	150mm FIRE ALARM BELL
	BREAK GLASS UNIT
	GATE VALVE
	NON RETURN VALVE
	BALL FLOAT VALVE
	PRESSURE SWITCH
	PRESSURE GAUGE WITH COCK
	AUTOMATIC AIR VENT WITH COCK
	HOSE REEL PIPE
	LEVEL SWITCH (HIGH LEVEL SIGNAL & LOW LEVEL SIGNAL)
	FLEXIBLE CONNECTOR
	CHECK METER POSITION
	PLUG
	Y-STRAINER

LEGEND (FOR LAYOUT PLAN)

	HOSE REEL W/ LOCKABLE GLASS FRONTED NOZZLE BOX, STRIKER, C/W FIRE ALARM BELL & BREAK GLASS UNIT
	150mm FIRE ALARM BELL
	BREAK GLASS UNIT
	GATE VALVE
	NON RETURN VALVE
	BALL FLOAT VALVE
	PRESSURE SWITCH
	HOSE REEL PIPE
	CHECK METER POSITION
	4KG DRY POWDER TYPE FIRE EXTINGUISHER
	5KG CO ₂ TYPE FIRE EXTINGUISHER
	PUMP
	EMERGENCY LIGHTING
	EXIT SIGN
	MANUAL TYPE FIRE ALARM PANEL
	PUMP PANEL WITH WATERPROOF ENCLOSURE

COLOUR CODE

PIPE SIZES	COLOUR
ø25mm	LIGHT GREEN
ø32mm	RED
ø40mm	PURPLE
ø50mm	YELLOW
ø65mm	BLUE
ø80mm	GREEN
ø100mm	LIGHT BROWN
ø150mm	DEEP BROWN

B	PD SUBMISSION	20-05-2024	WC
A	FSD SUBMISSION	30-10-2020	CAD
REV	DESCRIPTION	DATE	BY

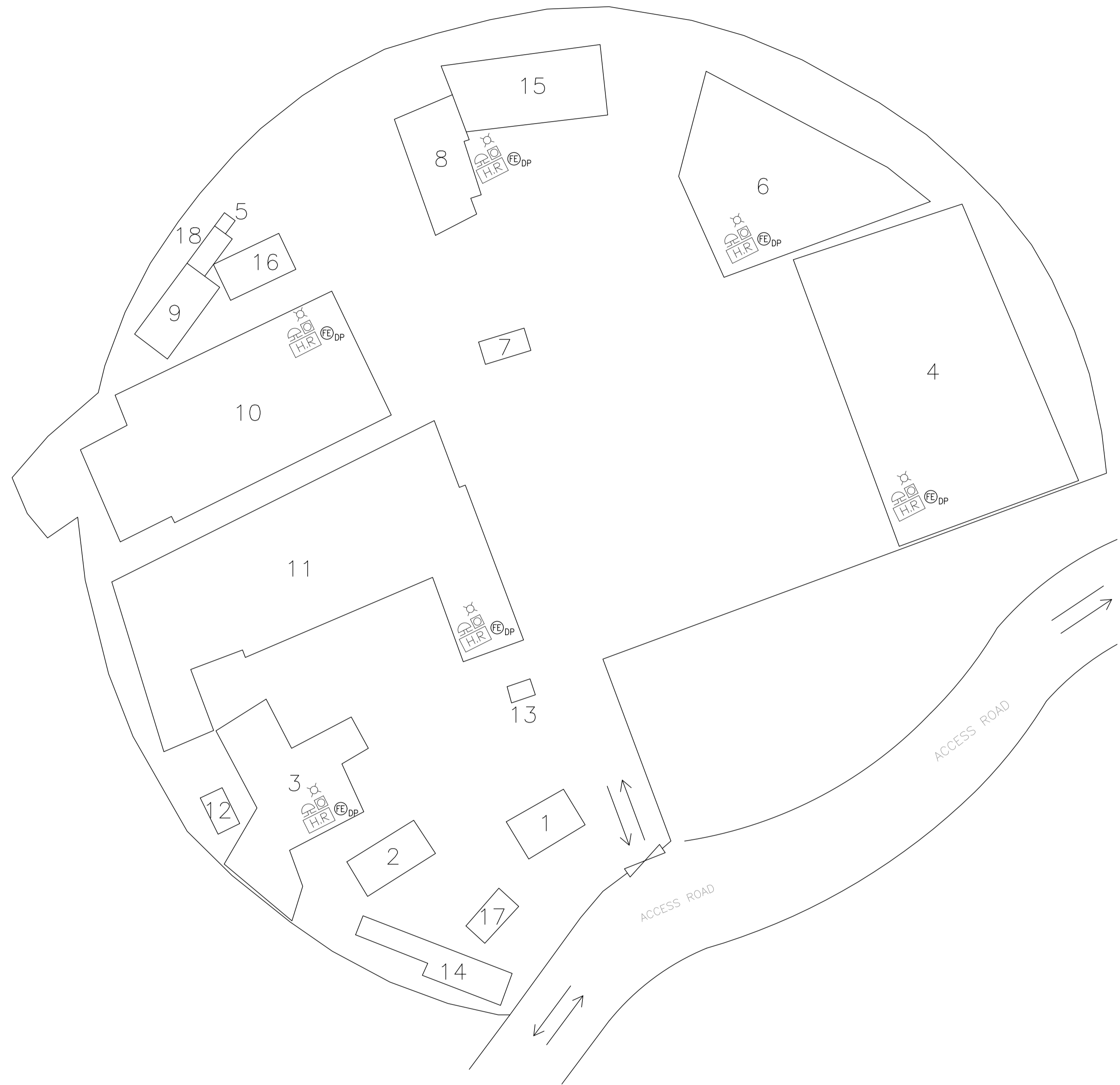
FSI CONTRACTOR
East Power Engineering Limited



PROJECT
FIRE SERVICE INSTALLATION WORK AT LOT 1869 (PART), HA TSUEN, YUEN LONG, N.T.

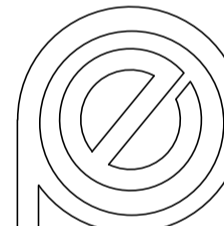
DRAWING TITLE
FS NOTES, LEGEND, ABBREVIATIONS AND DRAWING LIST

	INITIAL	DESIGNATION	DATE
DRAWN BY	CAD	CAD	16-04-2018
DESIGNED BY	CM	PM	16-04-2018
CHECKED BY	CM	PM	17-04-2018
APPROVED BY	-	-	-
PROJECT NO.	10079		
PAPER SIZE	A3	PLOT SCALE	1 : 1
DRAWING NO.	EP-10079-FS01		
SCALE	N. T. S.	REVISION	B



構築物序號	上蓋面積 (平方米)	樓面面積 (平方米)	高度(米)	層數	建築物料	用途
TS1	60	120	5	2	金屬搭建	寫字樓
TS2	80	80	5	1	金屬搭建	過貨涼棚
TS3	450	480 (已包括第二層寫字樓面 面積約30平方米)	5	2	金屬搭建	過貨涼棚及寫字樓
TS4	1420	1420	9	1	金屬搭建	過貨涼棚
TS5	3	3	3	1	金屬搭建	洗手間
TS6	680	680	6	1	金屬搭建	儲物涼棚
TS7	25	50	5	2	金屬搭建	寫字樓
TS8	180	204 (已包括第二層寫字樓面 面積約24平方米)	5	2	金屬搭建	寫字樓
TS9	90	120 (已包括第二層寫字樓面 面積約30平方米)	6	2	金屬搭建	寫字樓
TS10	1050	1050	9	1	金屬搭建	儲物涼棚
TS11	1400	1400	9	1	金屬搭建	儲物涼棚
TS12	30	50 (已包括第二層寫字樓面 面積約20平方米)	5	2	金屬搭建	寫字樓
TS13	8	16	5	2	金屬搭建	機械設施
TS14	110	158 (已包括第二層寫字樓面 面積約48平方米)	5	2	金屬搭建	寫字樓
TS15	260	260	5	1	金屬搭建	過貨涼棚
TS16	70	70	6	1	金屬搭建	寫字樓
TS17	32	32	3	1	金屬搭建	洗手間
TS18	24	24	3	1	金屬搭建	儲物櫃

REV	DESCRIPTION	DATE	BY
B	PD SUBMISSION	20-05-2024	WC
A	FSD SUBMISSION	30-10-2020	CAD

FSI CONTRACTOR
East Power Engineering Limited


PROJECT
 FIRE SERVICE INSTALLATION WORK AT LOT 1869
 (PART), HA TSUEN, YUEN LONG, N.T.

DRAWING TITLE
 PROPOSED HOSE REEL SYSTEM LAYOUT PLAN

	INITIAL	DESIGNATION	DATE
DRAWN BY	CAD	CAD	16-04-2018
DESIGNED BY	CM	PM	16-04-2018
CHECKED BY	CM	PM	17-04-2018
APPROVED BY	-	-	-
PROJECT NO.	10079		
PAPER SIZE	A3	PLOT SCALE	1 : 1
DRAWING NO.	EP-10079-FS02		
SCALE	1 : 1000	REVISION	B