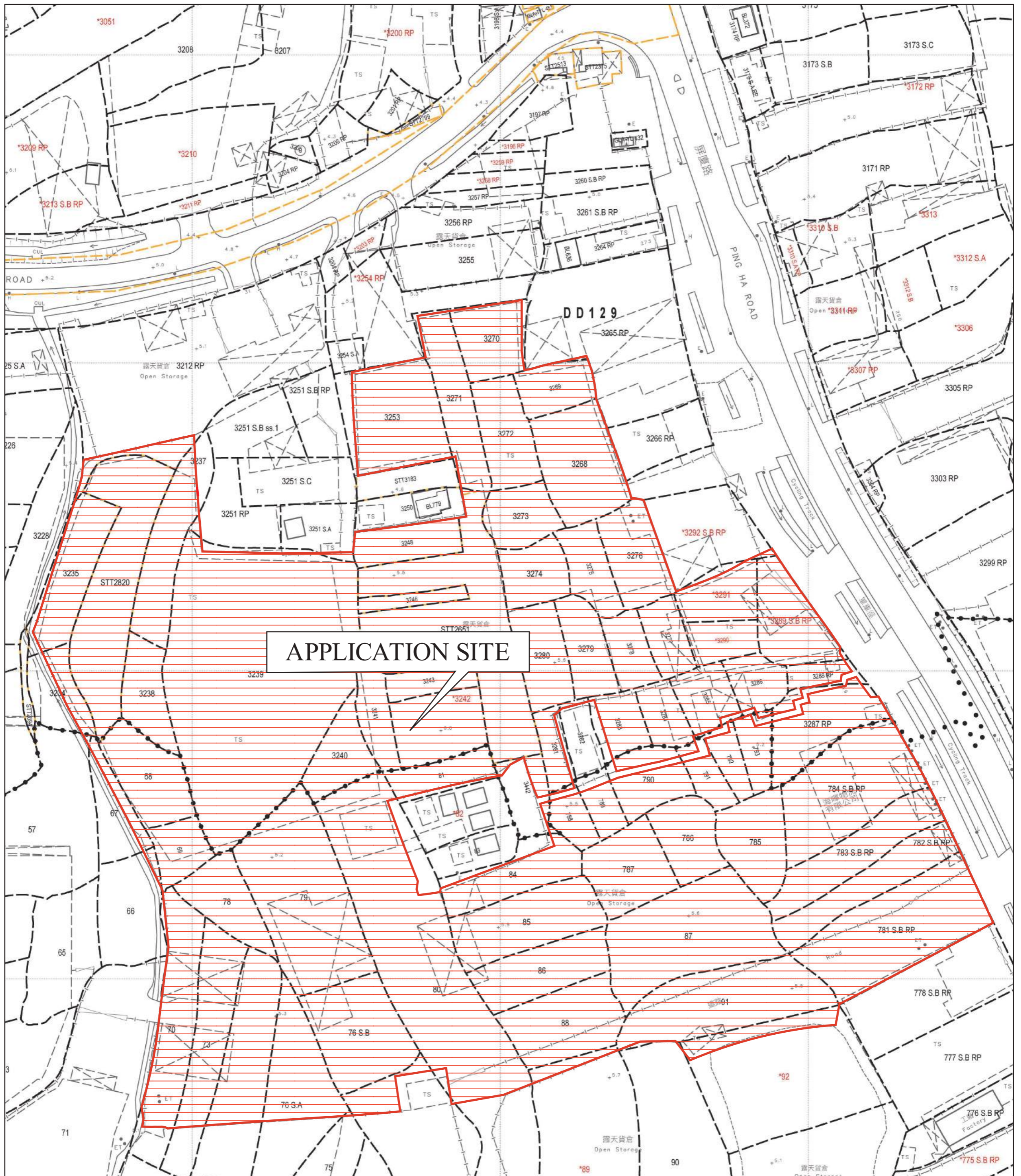
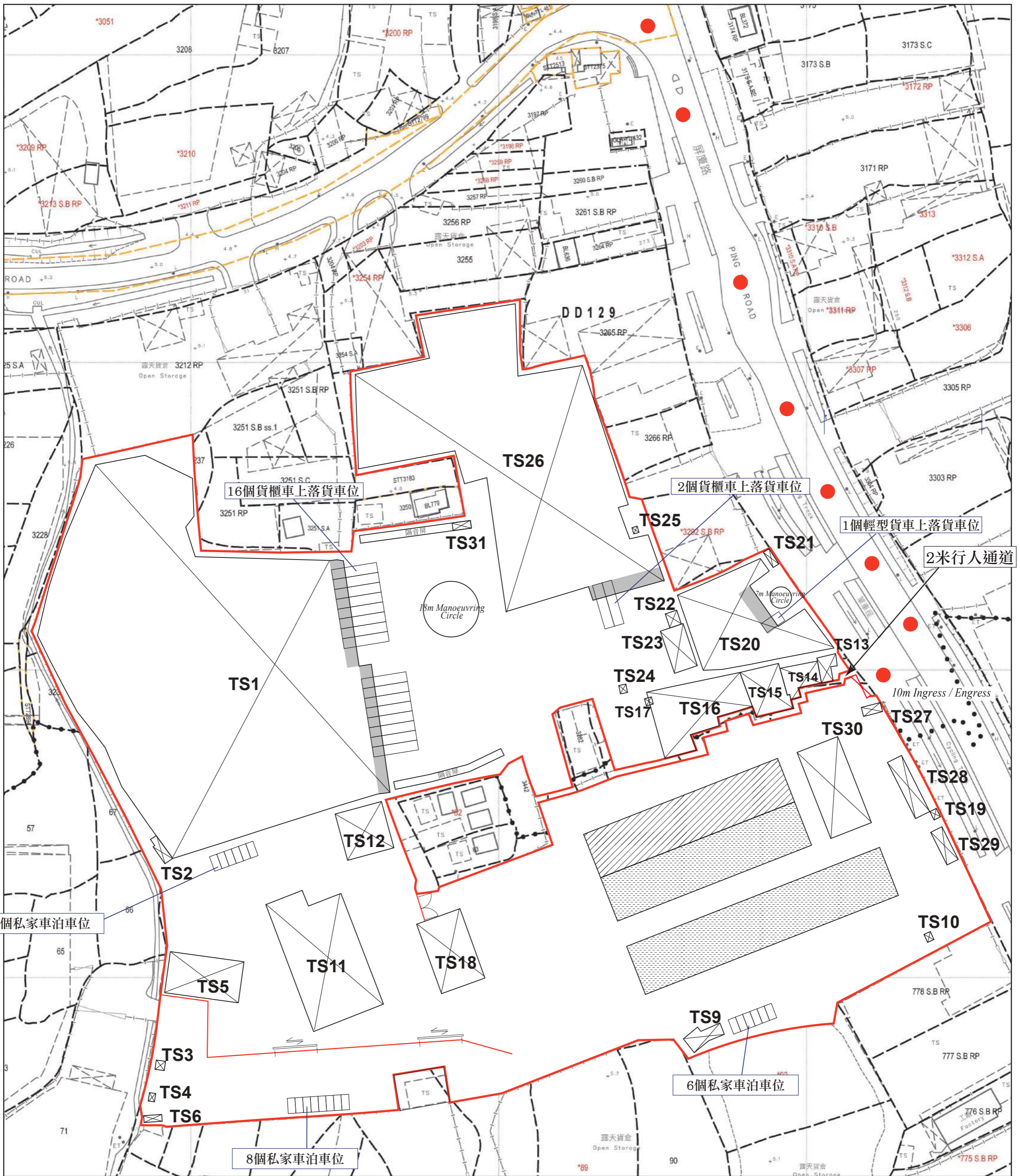





場地位置圖



場地設計圖

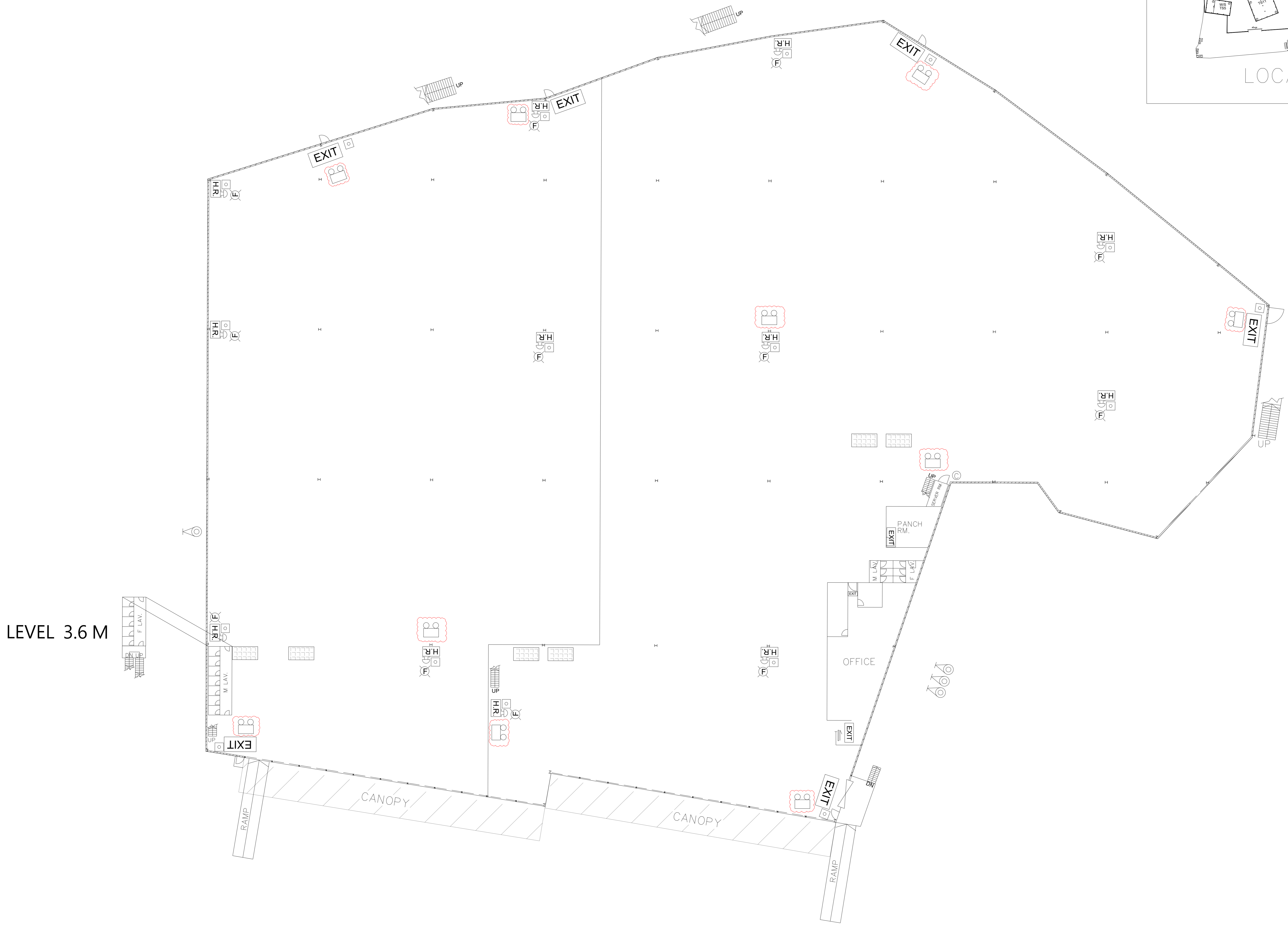


-  簷篷
-  露天存放貨櫃範圍
-  車輛輪候及貨櫃車停泊區

● ● ● 行車路線
SCALE 1 : 1000

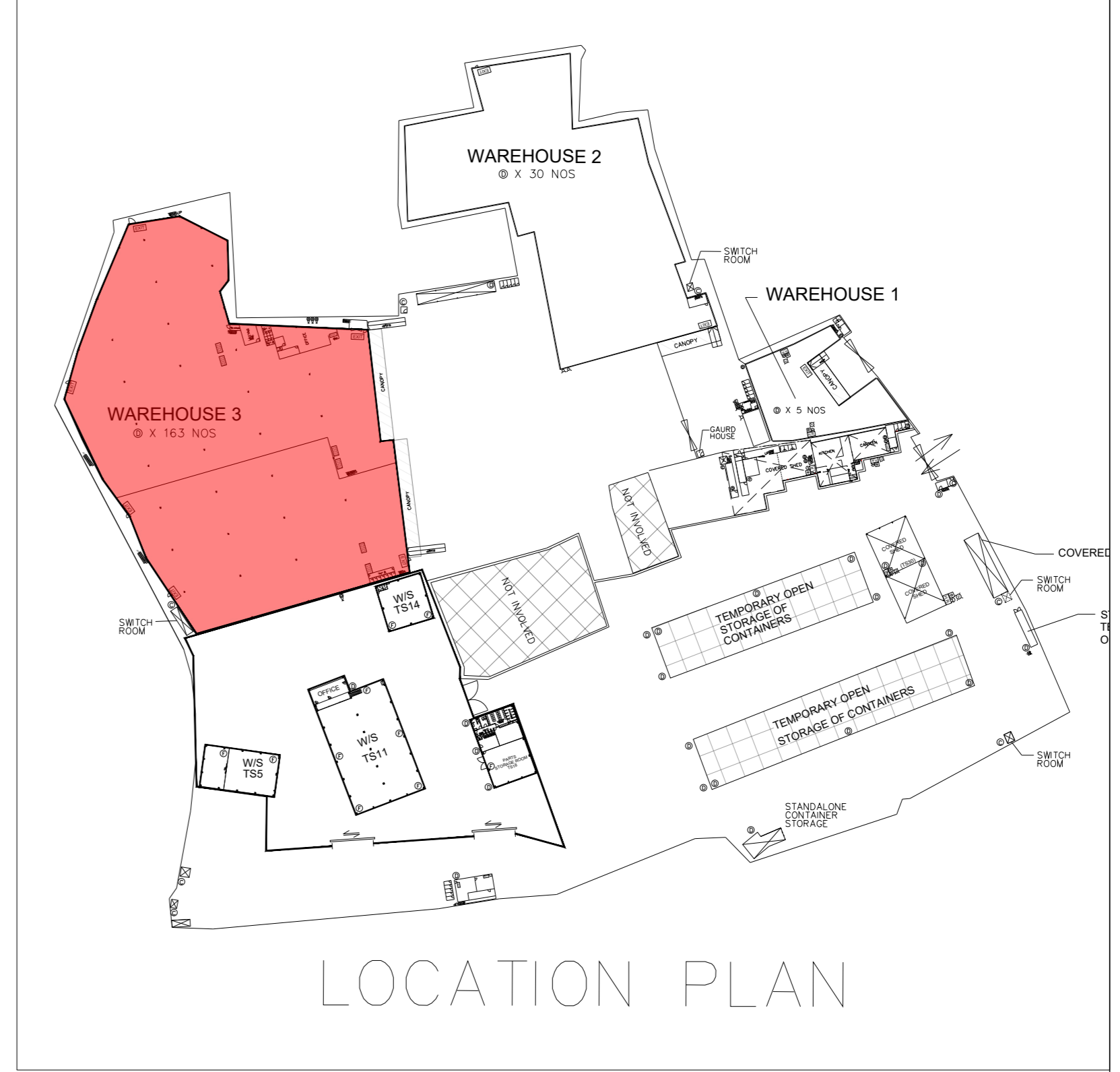
構築物序號	上蓋面積 (平方米)	樓面面積 (平方米)	高度 (米)	層數	建築物料	用途
TS1	9736	19472	15	2	金屬	物流倉庫
TS2	26.5	26.5	3	1	金屬	電錶房
TS3	9	9	3	1	金屬	電錶房
TS4	6	6	3	1	金屬	電錶房
TS5	333	321	8	1	金屬	維修部 (其中突出簷篷面積約12平方米)
TS6	16	16	3	1	混凝土	廁所
TS9	58	92	6.4	2	金屬	貨櫃儲物、涼棚 (上層儲物空間以貨櫃形式存在， 因此樓面面積不作整層計算， 上層面積約34平方米)
TS10	7.5	7.5	3	1	金屬	電錶房
TS11	1016	1076	8	2	金屬	維修部、寫字樓 (只有寫字樓部分是兩層， 由兩層貨櫃搭建，第二層約60平方米)
TS12	247	237	8	1	金屬	維修部、廁所 (其中突出簷篷面積約10平方米)
TS13	42	42	6.4	1	金屬及混凝土	廁所、儲物室
TS14	102	204	6.4	2	金屬	員工飯堂
TS15	192	384	6.4	2	金屬	地下：員工飯堂 上層：寫字樓
TS16	530	725	6.4	2	金屬	地下：汽車維修 上層：寫字樓 (上層寫字樓發展的面積並沒有一 整層，只有約195平方米)
TS17	2	2	3	1	金屬	電錶房
TS18	363	443	8	1	金屬	倉庫、洗手間 (上層是一個可拆卸的貨架平台， 只有約80平方米，故作一層計算)
TS19	6	6	3	1	金屬	電錶房
TS20	1093	869.8	12	1	金屬	物流倉庫、寫字樓 (其中突出簷篷面積約223.2平方米)
TS21	15	30	6.4	2	金屬	廁所、寫字樓、員工休息室

TS22	21	21	3	1	金屬	廁所
TS23	141	282	6.4	2	金屬及混凝土	地下：石矢消防水缸及金屬泵房 上層：寫字樓
TS24	7.5	7.5	3	1	金屬	保安室
TS25	4.2	4.2	3	1	混凝土	電錶房
TS26	4936	4671.3	12	1	金屬	物流倉庫、寫字樓 (其中突出簷篷面積約264.7平方米)
TS27	21	42	6.4	2	金屬	電錶房、員工休息室
TS28	116	116	3.3	1	金屬	涼棚
TS29	50	100	6.4	2	金屬	地下：貨櫃儲物 上層：寫字樓
TS30	422	422	6.4	1	金屬	涼棚
TS31	15	15	3	1	金屬	廁所



LEVEL 3.6 M

GROUND LEVEL



- LEGEND**
- FIRE ALARM BELL
 - VISUAL FIRE ALARM
 - MANUAL FIRE ALARM CALL POINT (BREAK GLASS TYPE)
 - EXIT** EXIT SIGN
 - H.R.** HOSE REEL SET
 - FIXED FIRE PUMP/SPRINKLER PUMP
 - SPRINKLER CONTROL VALVE
 - 5KG CO2 FIRE EXTINGUISHER
 - 9L FOAM FIRE EXTINGUISHER
 - 4KG DRY POWDER FIRE EXTINGUISHER
 - F.S. CONTROL PANEL
 - SPRINKLER / F.S. INLET
 - DOUBLE SLIDING DOOR
 - WS** WORK SHOP
 - EMERGENCY LIGHTING

ABBREVIATION
TFA – TOTAL FLOOR AREA

FSI CONSULTANT:
MORAL WAY ENGINEERING LIMITED
[Redacted Name]

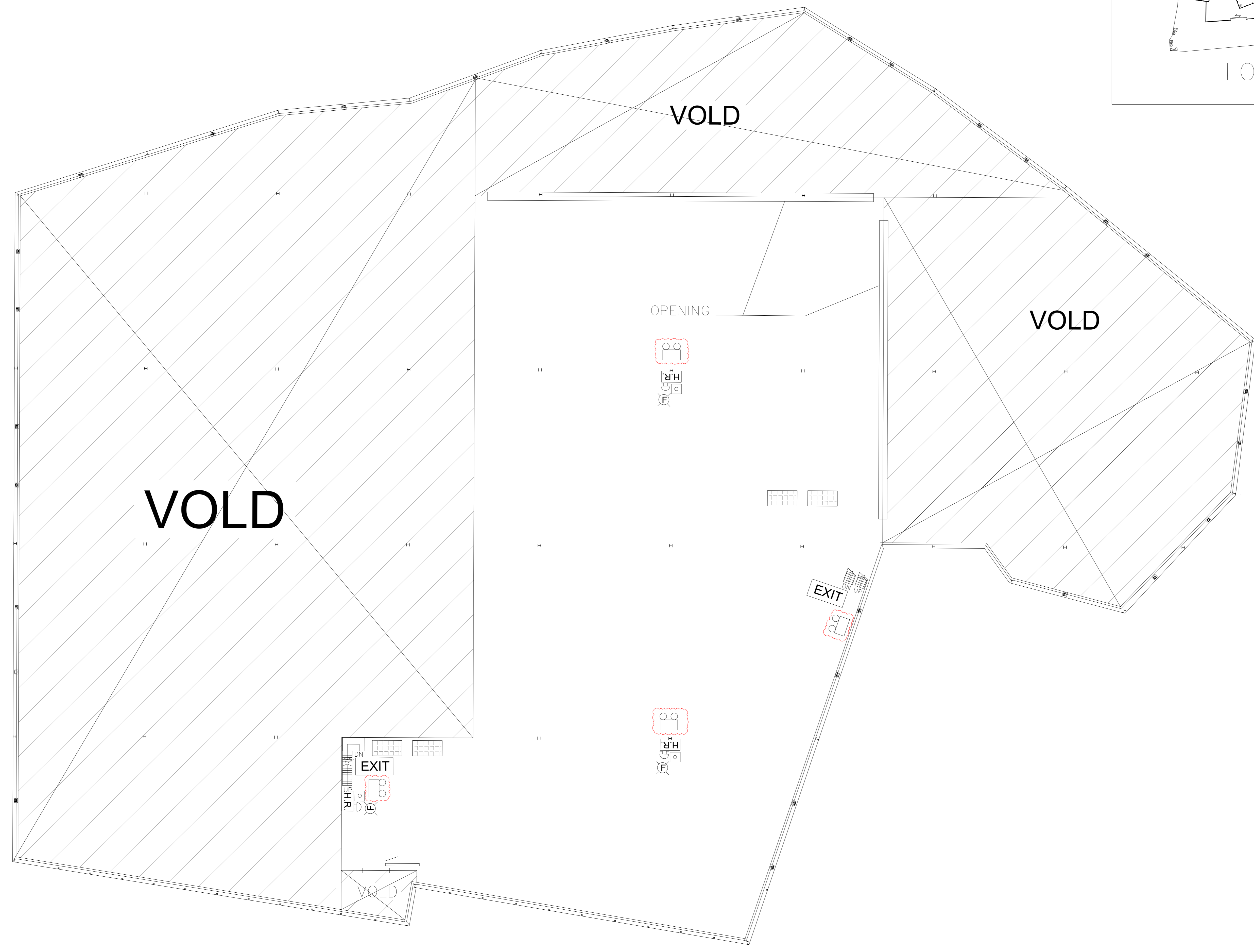
PROJECT:
"GOVERNMENT, INSTITUTION OR COMMUNITY",
"COMMERCIAL (4)", "RESIDENTIAL (GROUP A)",
3" ZONES AND AN AREA SHOWN AS "ROAD",
VARIOUS LOTS IN D.D.125 AND D.D.129 AND
ADJOINING GOVERNMENT LAND, HA TSUEN,
YUEN LONG.

TITLE:
GROUND LEVEL FS LAYOUT
FOR WAREHOUSE 3
(RNTPC PAPER NO.A/HSK/538)

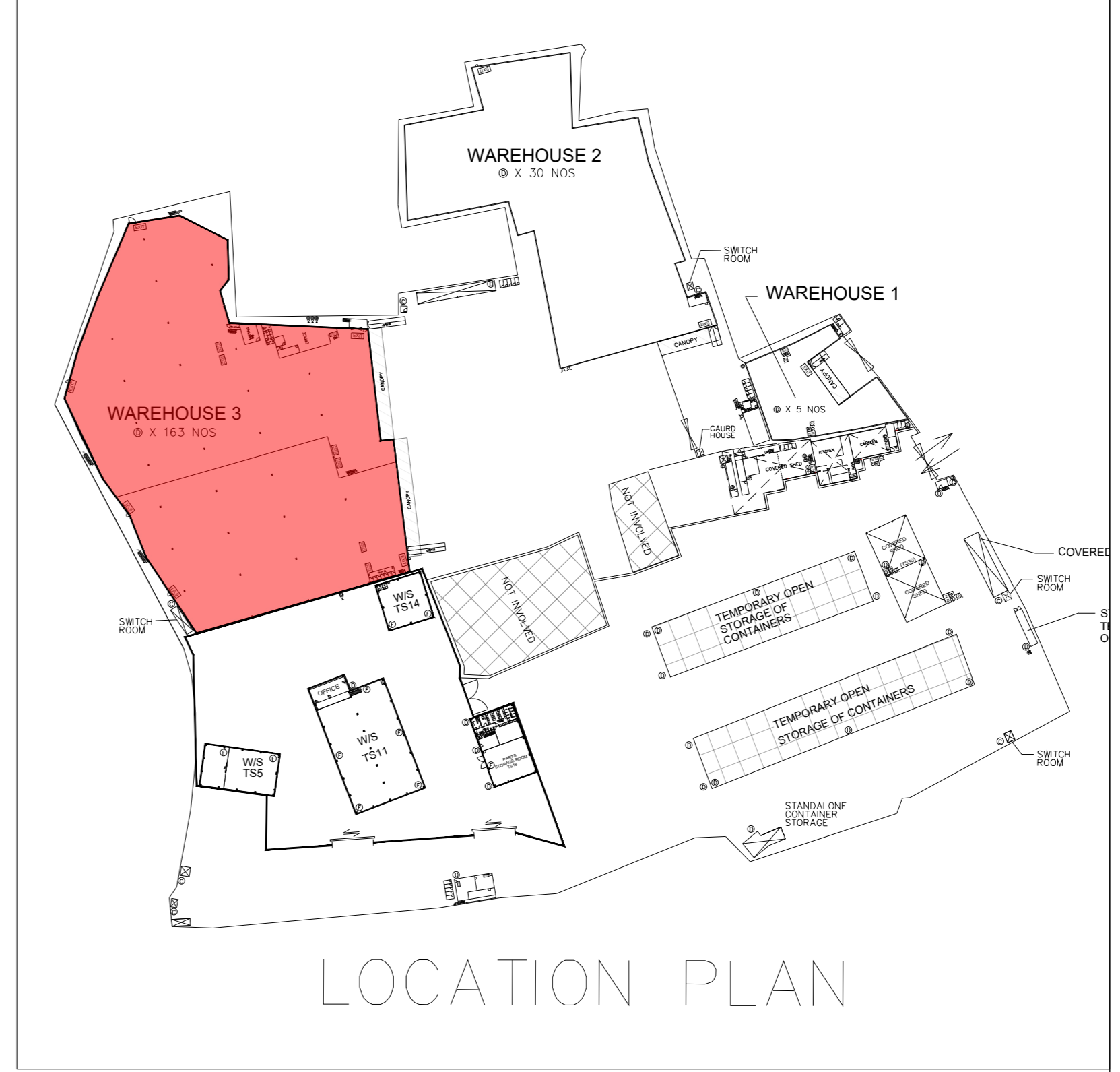
SCALE: 1:200 @A0	DRAWN BY: STANLEY TSUI
DATE: 04-02-2025	DESIGNED BY: HILLMAN LAU
DWG. NO: FS/03	CHECKED BY: HILLMAN LAU
CONTRACT NO.:	SHEET: 14
REVISION: 2	

WAREHOUSE 3 (TS1)

TOTAL FLOOR AREA: 19472 SQ M

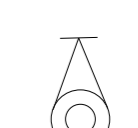



LEVEL 4.0M



LOCATION PLAN

LEGEND

-  FIRE ALARM BELL
-  VISUAL FIRE ALARM
-  MANUAL FIRE ALARM CALL POINT (BREAK GLASS TYPE)
- EXIT** EXIT SIGN
- H.R.** HOSE REEL SET
-  FIXED FIRE PUMP/SPRINKLER PUMP
-  SPRINKLER CONTROL VALVE
-  5KG CO2 FIRE EXTINGUISHER
-  9L FOAM FIRE EXTINGUISHER
-  4KG DRY POWDER FIRE EXTINGUISHER
-  F.S. CONTROL PANEL
-  SPRINKLER / F.S. INLET
-  DOUBLE SLIDING DOOR
- WS** WORK SHOP
-  EMERGENCY LIGHTING

ABBREVIATION

TFA - TOTAL FLOOR AREA

FSI CONSULTANT:
MORAL WAY ENGINEERING LIMITED

[Redacted Name]
 [Redacted Name]
 [Redacted Name]

PROJECT:
 "GOVERNMENT, INSTITUTION OR COMMUNITY",
 "COMMERCIAL (4)", "RESIDENTIAL (GROUP A)",
 "3" ZONES AND AN AREA SHOWN AS "ROAD",
 VARIOUS LOTS IN D.D.125 AND D.D.129 AND
 ADJOINING GOVERNMENT LAND, HA TSUEN,
 YUEN LONG.

TITLE:
 LEVEL 4.0M FS LAYOUT
 FOR WAREHOUSE 3
 (RNTPC PAPER NO.A/HSK/538)

SCALE: 1:200 @A0	DRAWN BY: STANLEY TSUI
DATE: 04-02-2025	DESIGNED BY: HILLMAN LAU
DWG. NO: FS/04	CHECKED BY: HILLMAN LAU
CONTRACT NO.:	SHEET: 14
REVISION: 2	

WAREHOUSE 3 (TS1)

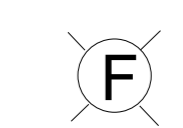


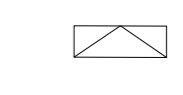
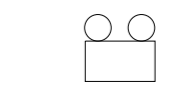
FLOOR AREA: 19472 SQ M



LEVEL 6.5M



LEGEND

-  FIRE ALARM BELL
-  VISUAL FIRE ALARM
-  MANUAL FIRE ALARM CALL POINT (BREAK GLASS TYPE)
-  EXIT SIGN
-  H.R. HOSE REEL SET
-  FIXED FIRE PUMP/SPRINKLER PUMP
-  SPRINKLER CONTROL VALVE
-  5KG CO2 FIRE EXTINGUISHER
-  9L FOAM FIRE EXTINGUISHER
-  4KG DRY POWDER FIRE EXTINGUISHER
-  F.S. CONTROL PANEL
-  SPRINKLER / F.S. INLET
-  DOUBLE SLIDING DOOR
-  WS WORK SHOP
-  EMERGENCY LIGHTING

ABBREVIATION

TFA - TOTAL FLOOR AREA

FSI CONSULTANT:
MORAL WAY ENGINEERING LIMITED

[Redacted Name]
 [Redacted Name]
 [Redacted Name]

PROJECT:
 "GOVERNMENT, INSTITUTION OR COMMUNITY",
 "COMMERCIAL (4)", "RESIDENTIAL (GROUP A),
 3" ZONES AND AN AREA SHOWN AS "ROAD",
 VARIOUS LOTS IN D.D.125 AND D.D.129 AND
 ADJOINING GOVERNMENT LAND, HA TSUEN,
 YUEN LONG.

TITLE:
 LEVEL 6.5M FS LAYOUT
 FOR WAREHOUSE 3
 (RNTPC PAPER NO.A/HSK/538)

SCALE: 1:200 @A0	DRAWN BY: STANLEY TSUI
----------------------------	----------------------------------

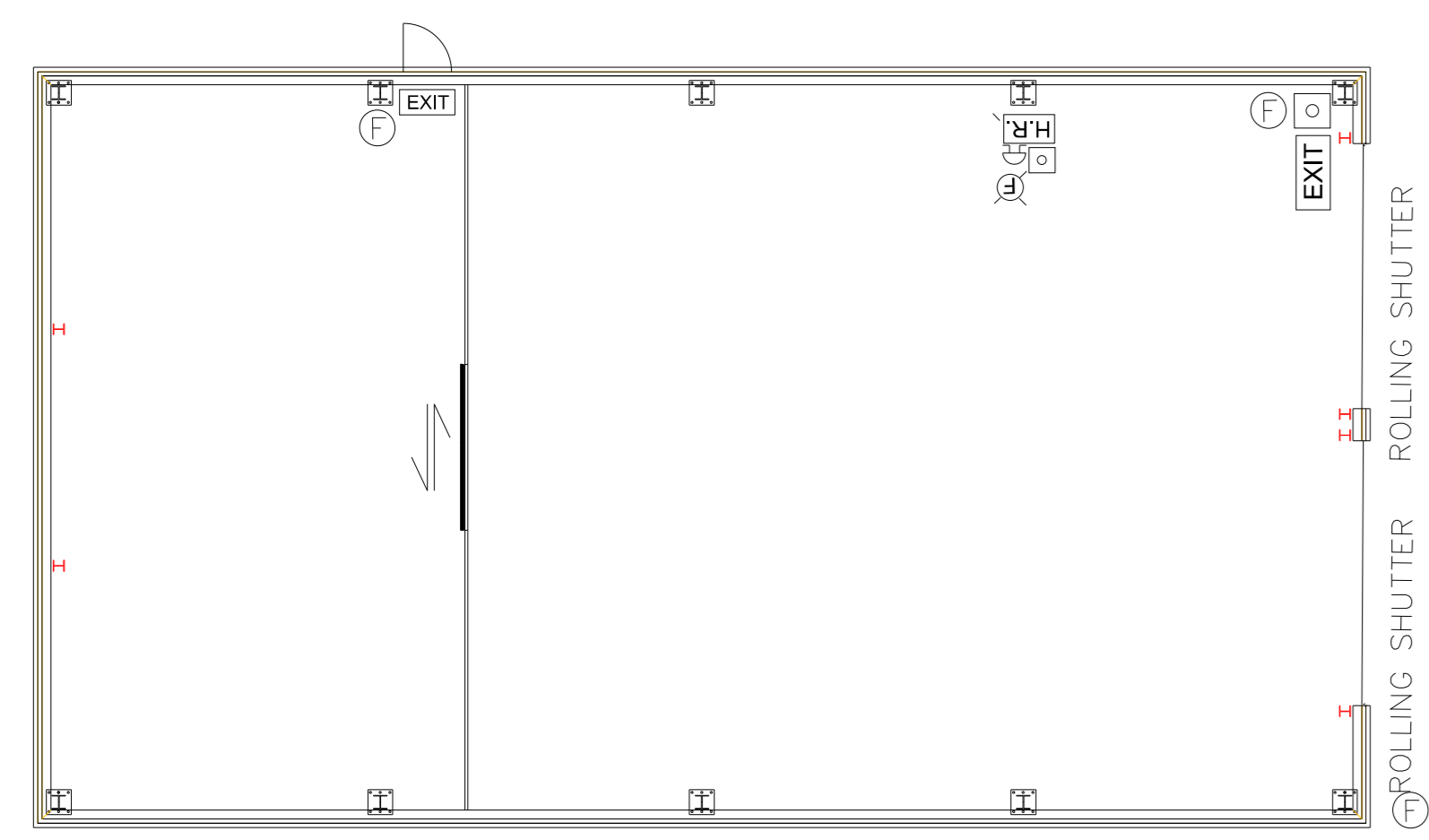
DATE: 04-02-2025	DESIGNED BY: HILLMAN LAU
----------------------------	------------------------------------

DWG. NO: FS/05	CHECKED BY: HILLMAN LAU
--------------------------	-----------------------------------

CONTRACT NO.:	SHEET: 14
----------------------	---------------------

REVISION: 2	
--------------------	--

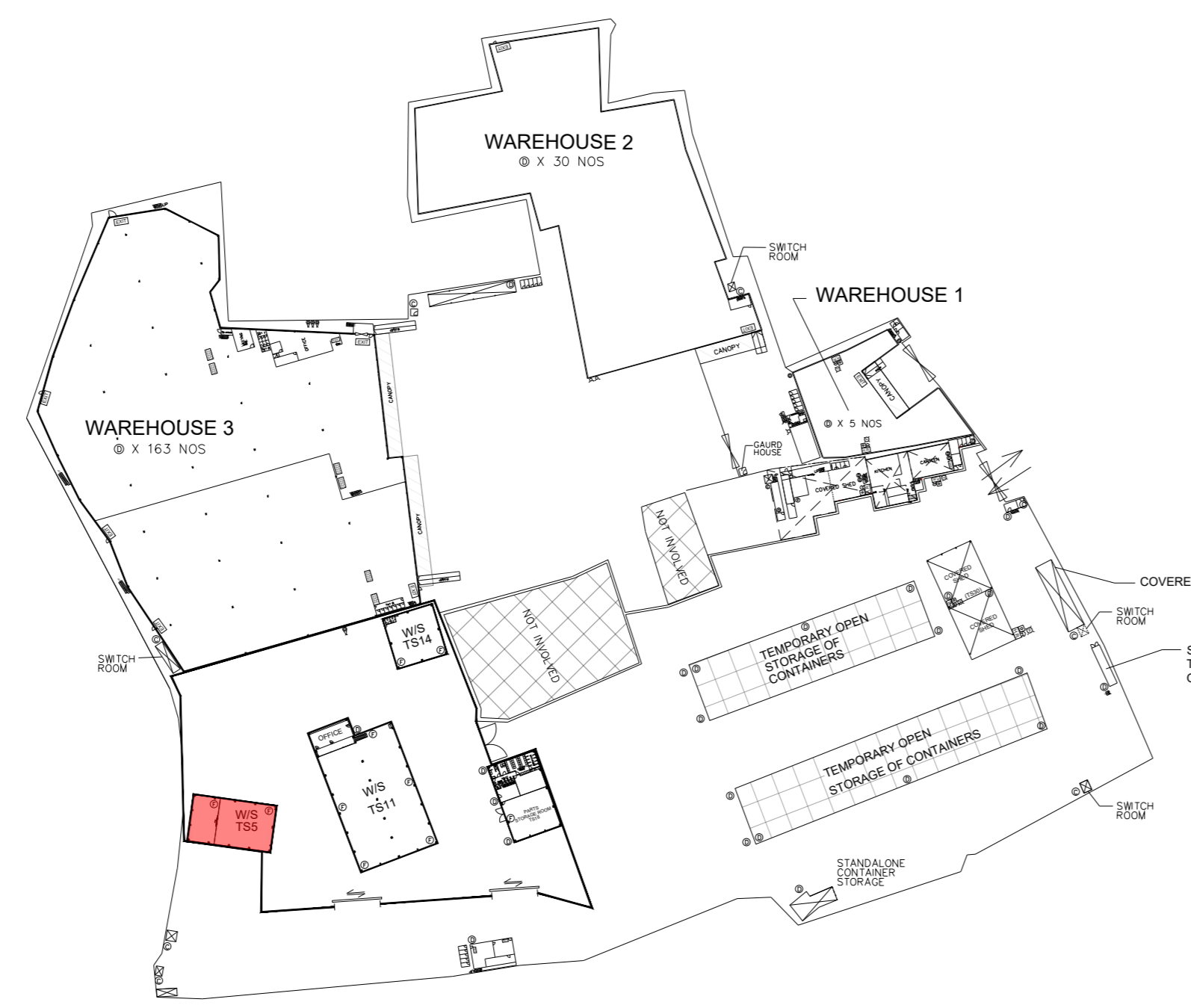
WAREHOUSE 3 (TS1)
 TOTAL FLOOR AREA: 19472 SQ M



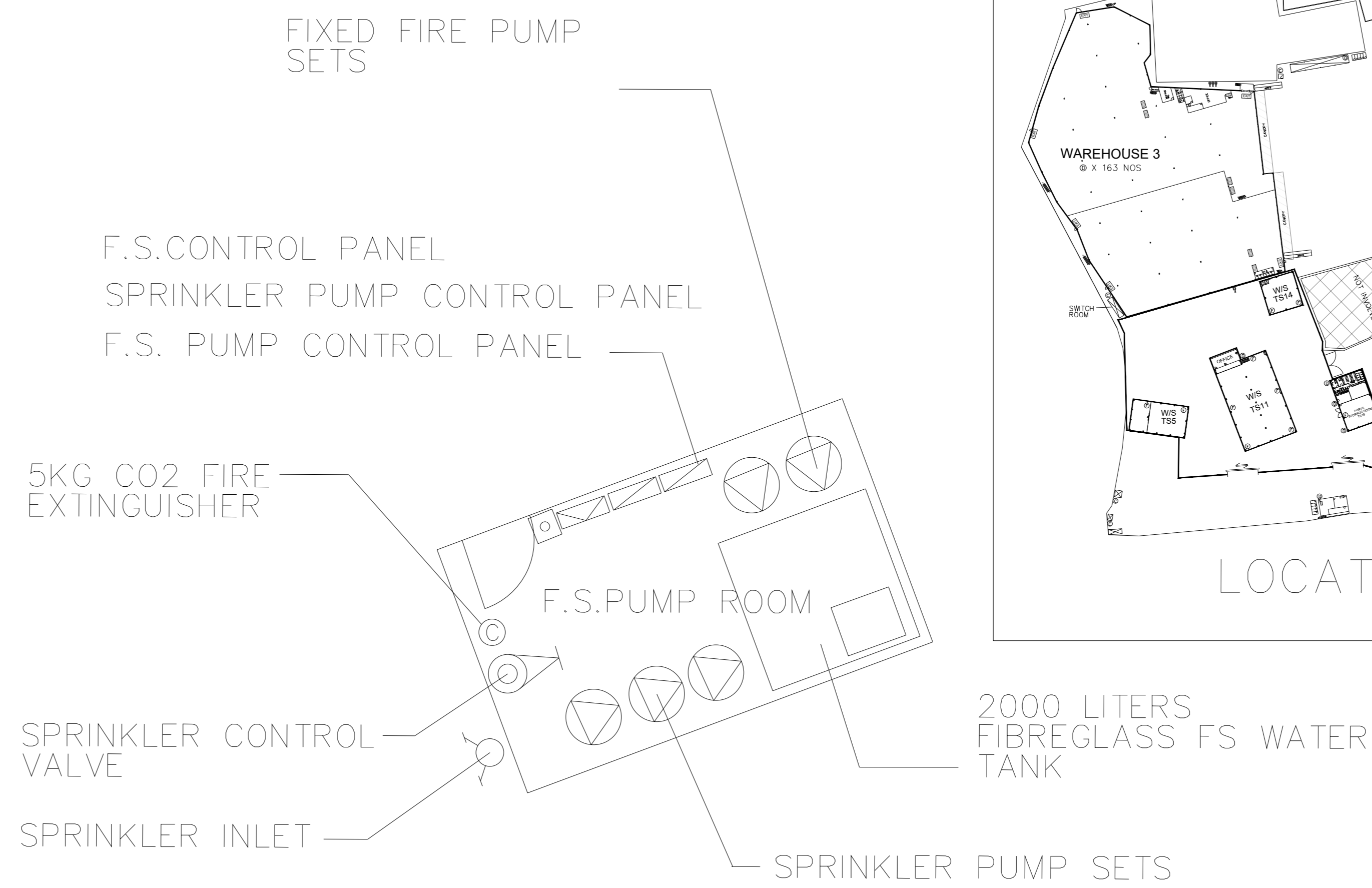
WORK SHOP

TS5

TOTAL FLOOR AREA: 321 SQ M



LOCATION PLAN

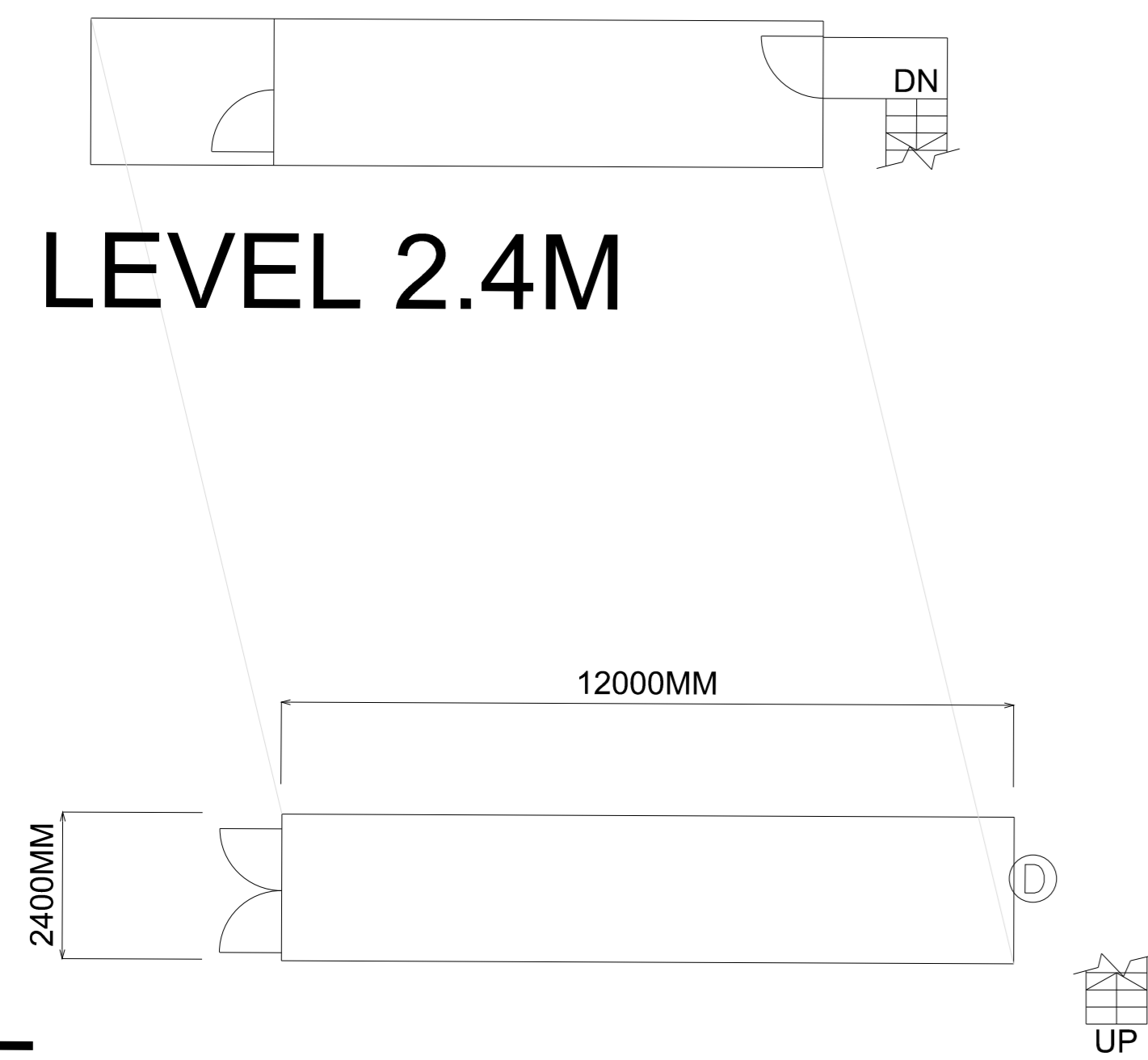


DETAIL "A"

(NOT TO SCALE)



LOCATION PLAN

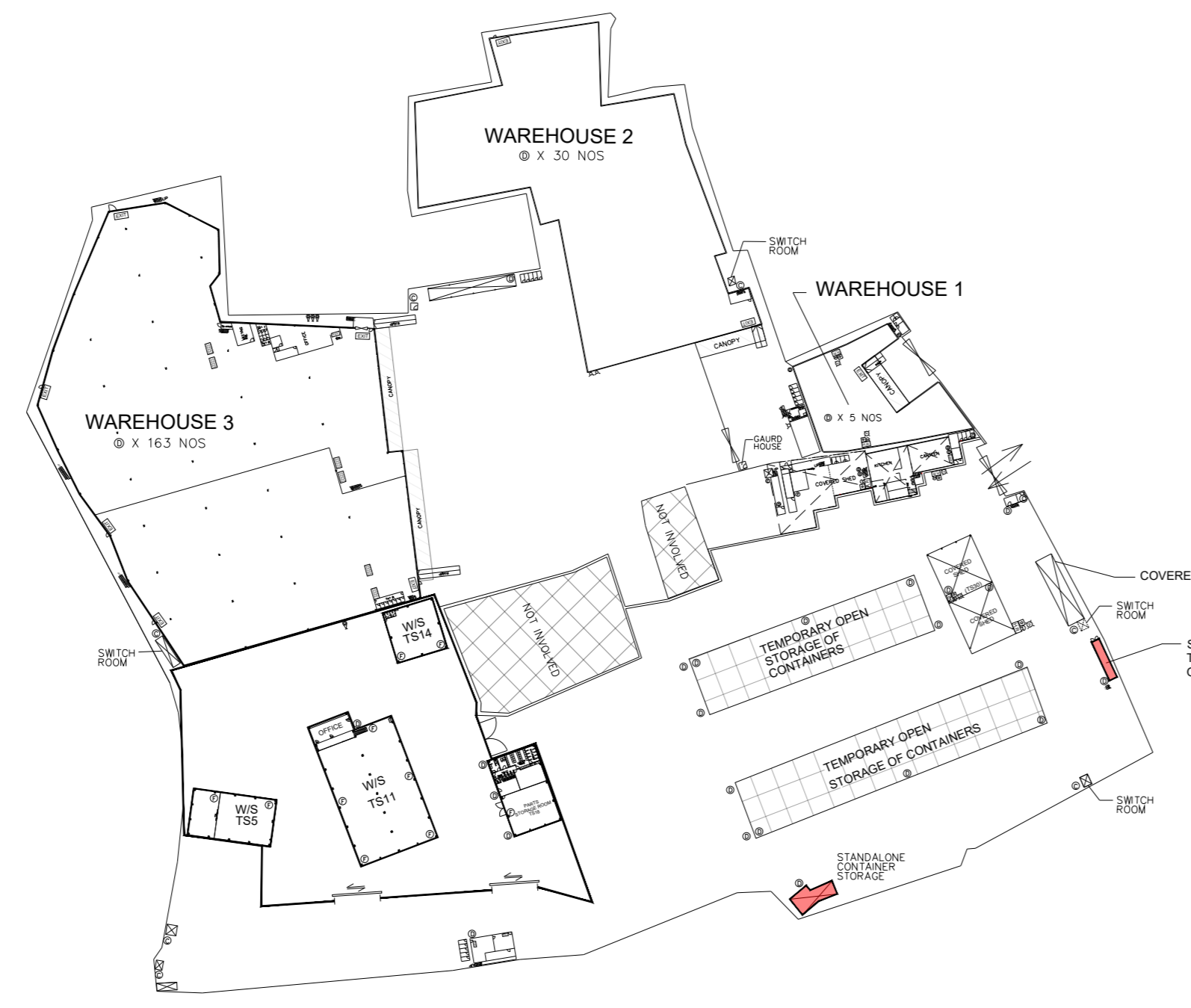


LEVEL 2.4M

G/F

STANDALONE TEMPORARY OFFICE (TS29)

TOTAL FLOOR AREA: 100 SQ M

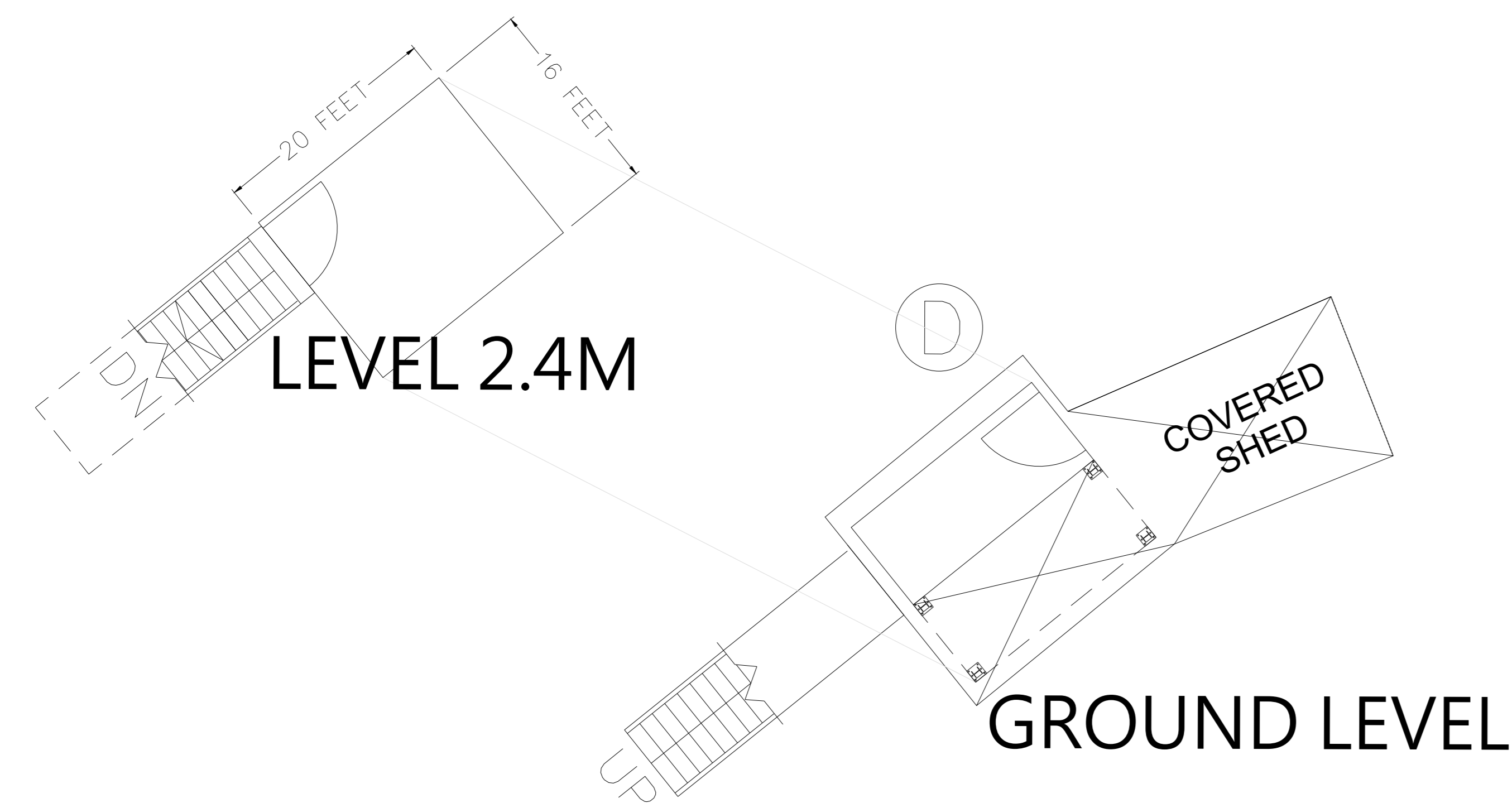


LOCATION PLAN

LEVEL 3.0M

STANDALONE TEMPORARY OFFICE (TS21)
TFA: 30 SQ M

LEVEL 2.4M



LEVEL 2.4M

GROUND LEVEL

STANDALONE CONTAINER STORAGE (TS9)

TOTAL FLOOR AREA: 92 SQ M

STANDALONE TEMPORARY TOILETS (TS22)
TFA: 21 SQ M

F.S. PUMP ROOM (TS23)
REFER TO DETAIL "A"

LEVEL 2.4M

(TS20)

G/F

135,000 LITERS RCC SPRINKLER WATER TANK (TS23)

WAREHOUSE 1 (TS20)

TOTAL FLOOR AREA: 869.8 SQ M

LEGEND

- FIRE ALARM BELL
- VISUAL FIRE ALARM
- MANUAL FIRE ALARM CALL POINT (BREAK GLASS TYPE)
- EXIT** EXIT SIGN
- H.R.** HOSE REEL SET
- FIXED FIRE PUMP/SPRINKLER PUMP
- SPRINKLER CONTROL VALVE
- 5KG CO2 FIRE EXTINGUISHER
- 9L FOAM FIRE EXTINGUISHER
- 4KG DRY POWDER FIRE EXTINGUISHER
- F.S. CONTROL PANEL
- SPRINKLER / F.S. INLET
- DOUBLE SLIDING DOOR
- WS** WORK SHOP
- EMERGENCY LIGHTING

ABBREVIATION

TFA - TOTAL FLOOR AREA

FSI CONSULTANT:
MORAL WAY ENGINEERING LIMITED

PROJECT:
"GOVERNMENT, INSTITUTION OR COMMUNITY",
"COMMERCIAL (4)", "RESIDENTIAL (GROUP A)",
"3" ZONES AND AN AREA SHOWN AS "ROAD",
VARIOUS LOTS IN D.D.125 AND D.D.129 AND
ADJOINING GOVERNMENT LAND, HA TSUEN,
YUEN LONG.

TITLE:
FS LAYOUT FOR WAREHOUSE 1,
STANDALONE TEMPORARY
OFFICE, STANDALONE CONTAINER
STORAGE,
WORK SHOP TS5
(RNTPC PAPER NO.A/HSK/538)

SCALE: N.T.S. **DRAWN BY:** STANLEY TSUI

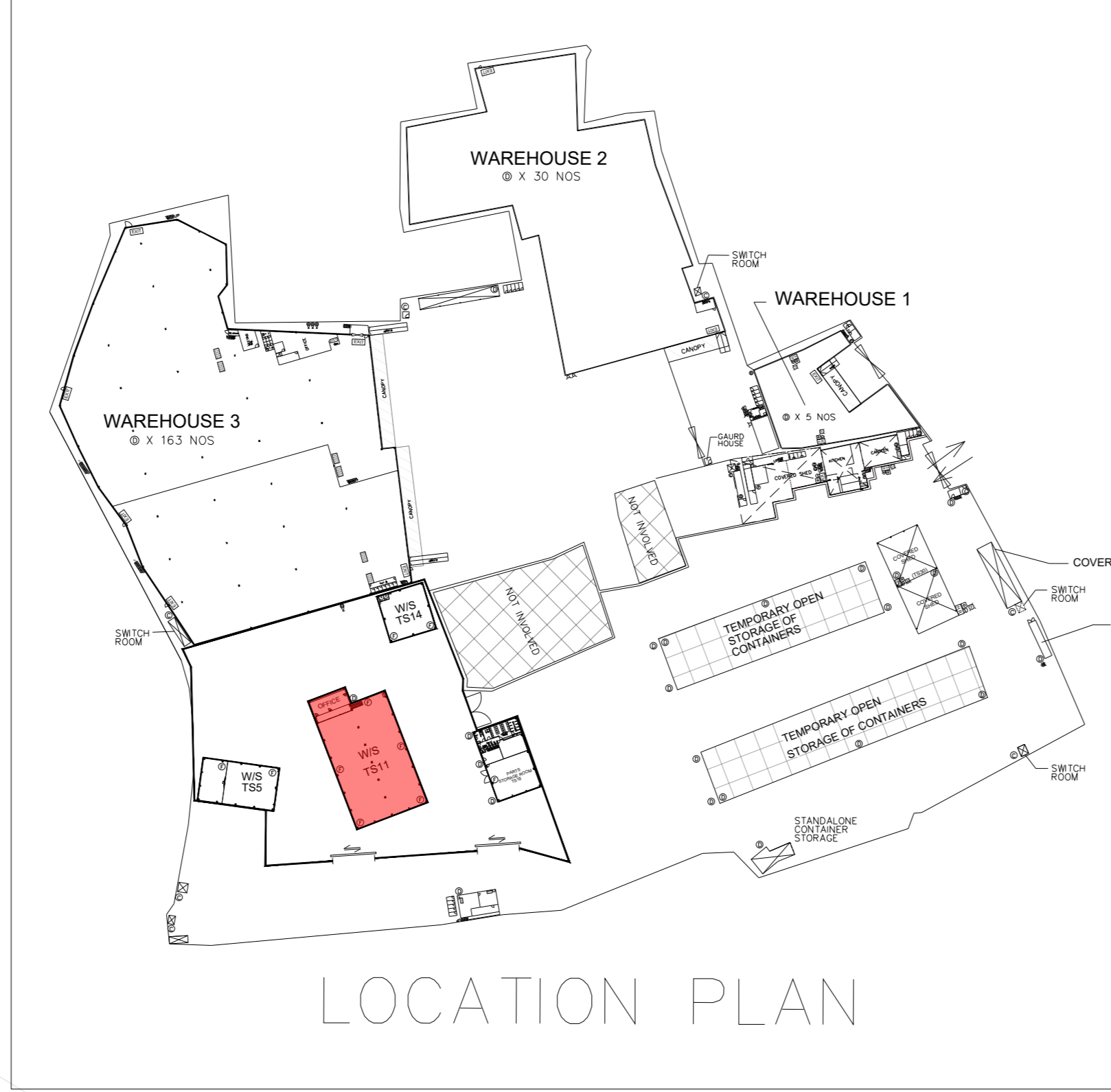
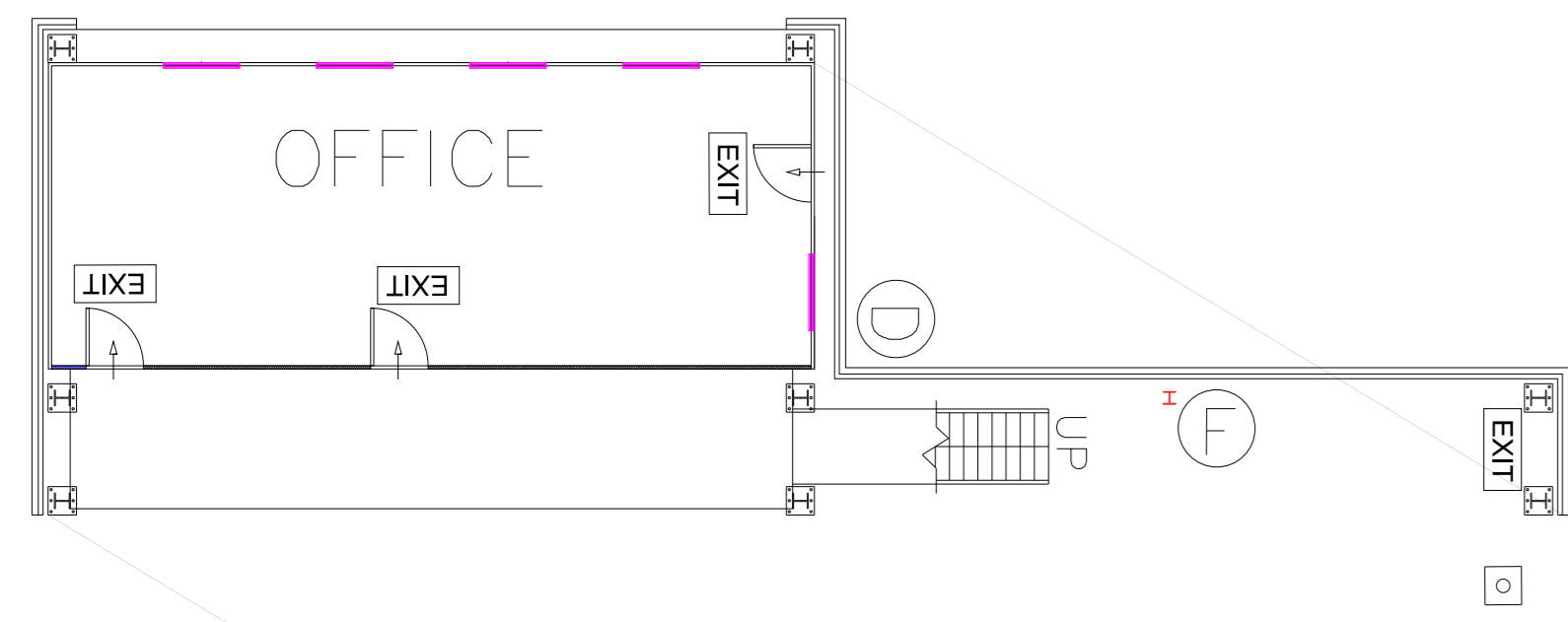
DATE: 04-02-2025 **DESIGNED BY:** HILLMAN LAU

DWG. NO: FS/06 **CHECKED BY:** HILLMAN LAU

CONTRACT NO.: **SHEET:** 14

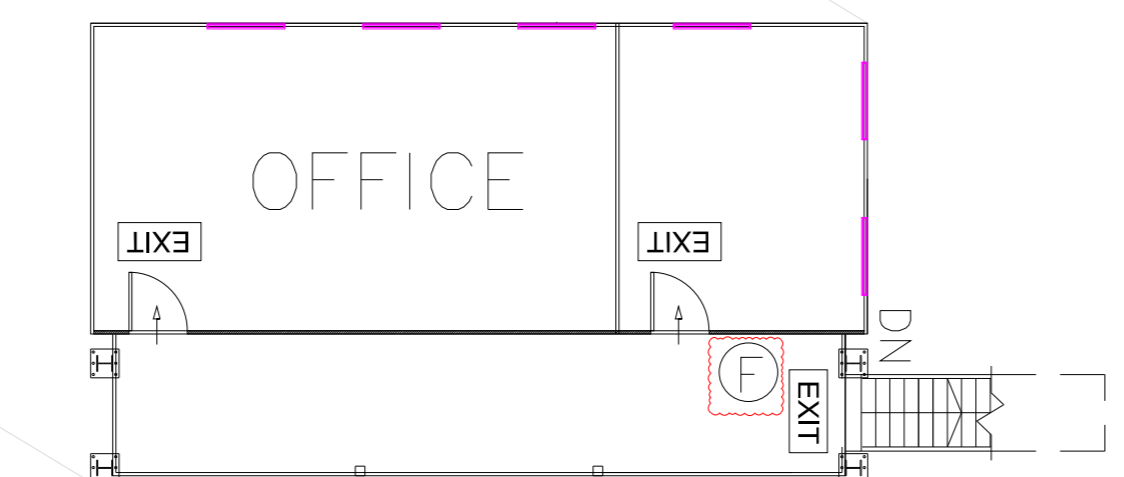
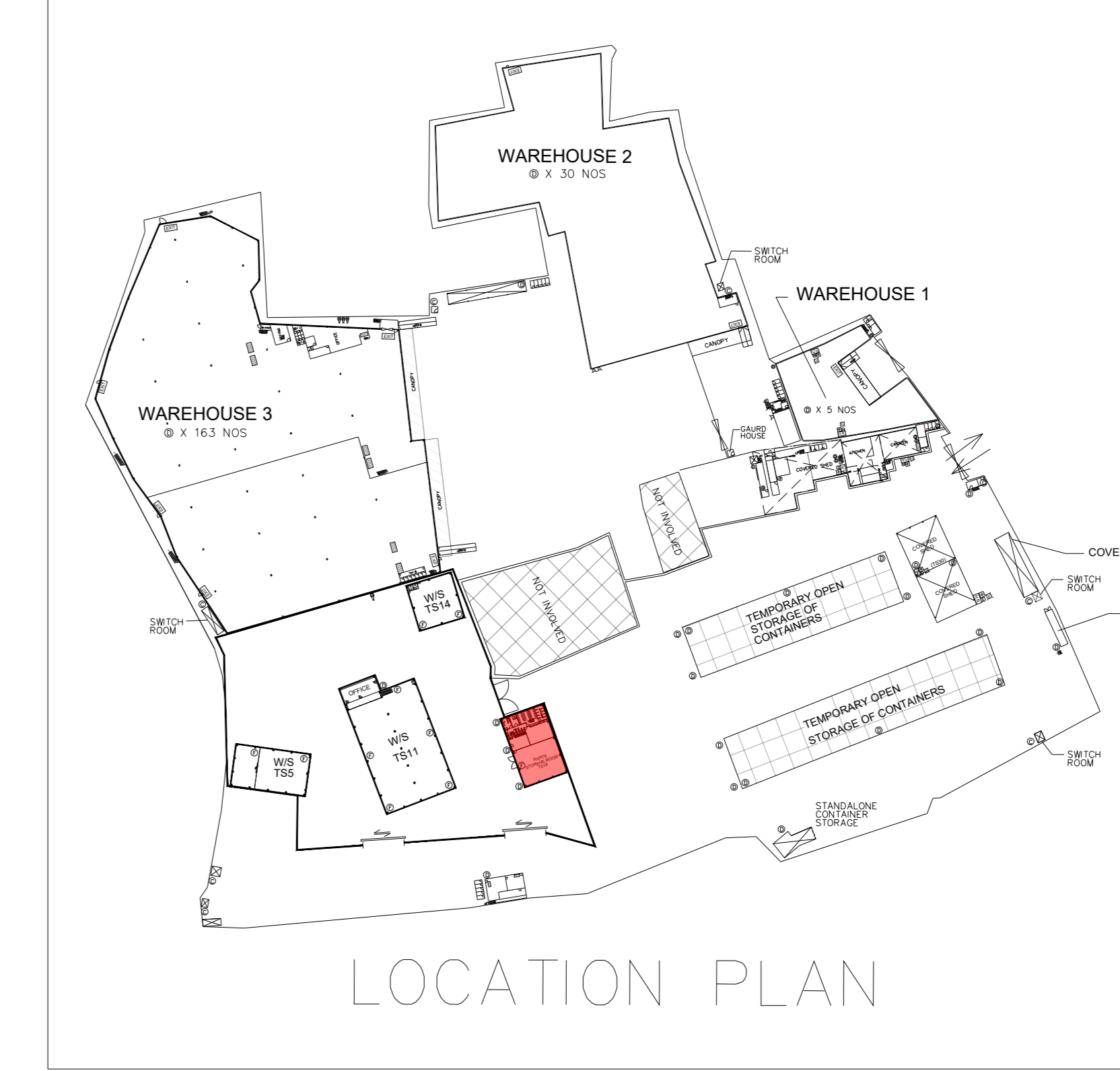
REVISION: 2

GROUND LEVEL



PASTS STORAGE ROOM (TS18)

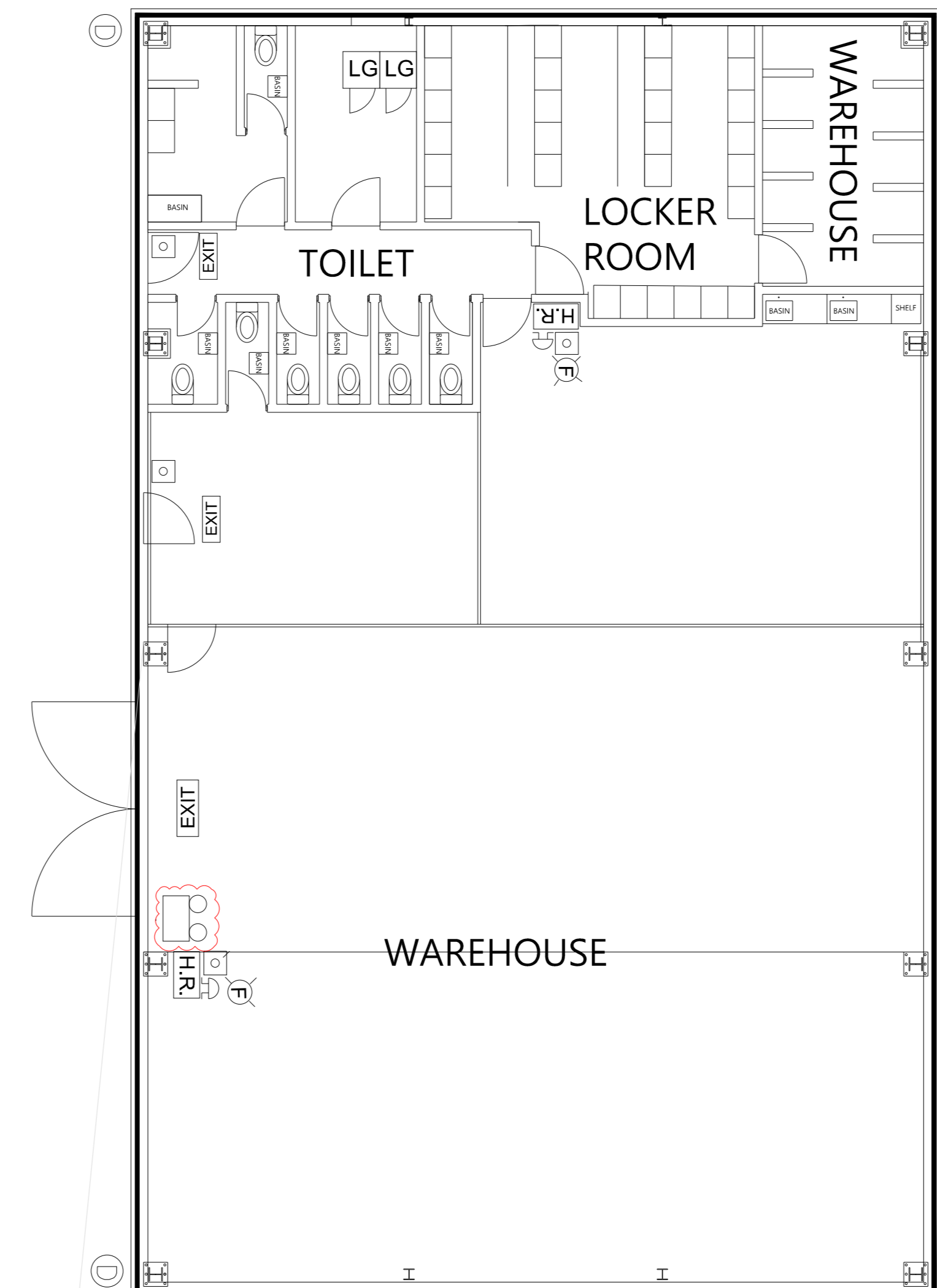
TFA: 443 SQ M



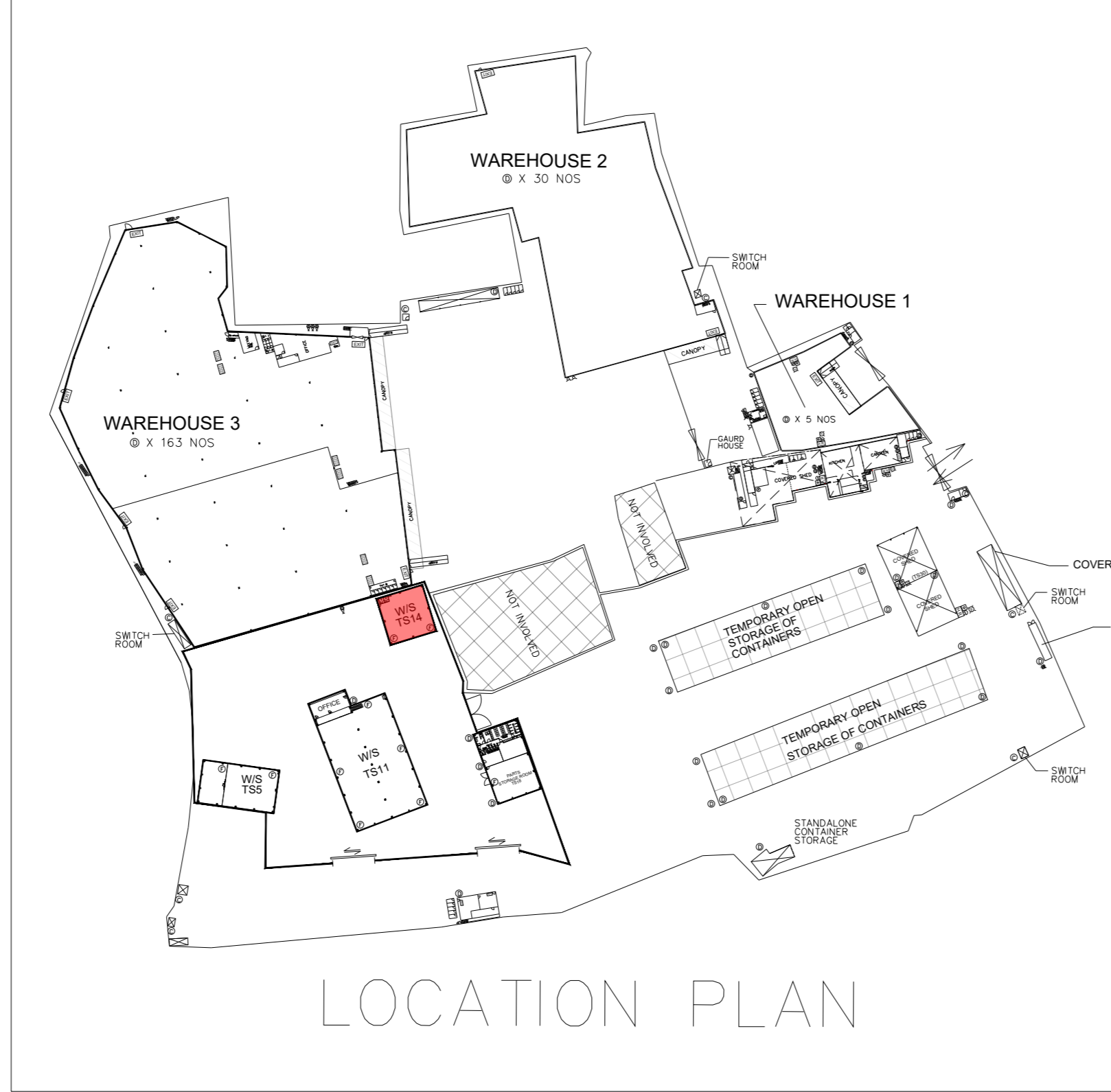
LEVEL 2.7M

WORK SHOP & OFFICE (TS11)

TFA: 1076 SQ M



GROUND LEVEL



WORK SHOP (TS14)

TFA: 204 SQ M



COCKLOFT

LEGEND

- FIRE ALARM BELL
- VISUAL FIRE ALARM
- MANUAL FIRE ALARM CALL POINT (BREAK GLASS TYPE)
- EXIT SIGN
- H.R. HOSE REEL SET
- FIXED FIRE PUMP/SPRINKLER PUMP
- SPRINKLER CONTROL VALVE
- 5KG CO2 FIRE EXTINGUISHER
- 9L FOAM FIRE EXTINGUISHER
- 4KG DRY POWDER FIRE EXTINGUISHER
- F.S. CONTROL PANEL
- SPRINKLER / F.S. INLET
- DOUBLE SLIDING DOOR
- WS WORK SHOP
- EMERGENCY LIGHTING

ABBREVIATION

TFA - TOTAL FLOOR AREA

FSI CONSULTANT:
MORAL WAY ENGINEERING LIMITED

PROJECT:
"GOVERNMENT, INSTITUTION OR COMMUNITY",
"COMMERCIAL (4)", "RESIDENTIAL (GROUP A)",
"3" ZONES AND AN AREA SHOWN AS "ROAD",
VARIOUS LOTS IN D.D.125 AND D.D.129 AND
ADJOINING GOVERNMENT LAND, HA TSUEN,
YUEN LONG.

TITLE:
FS LAYOUT FOR WORK SHOP
TS14, WORK SHOP & OFFICE
TS11, PARTS STORAGE ROOM
TS18

(RNTPC PAPER NO.A/HSK/538)

SCALE: N.T.S. DRAWN BY: STANLEY TSUI

DATE: 04-02-2025 DESIGNED BY: HILLMAN LAU

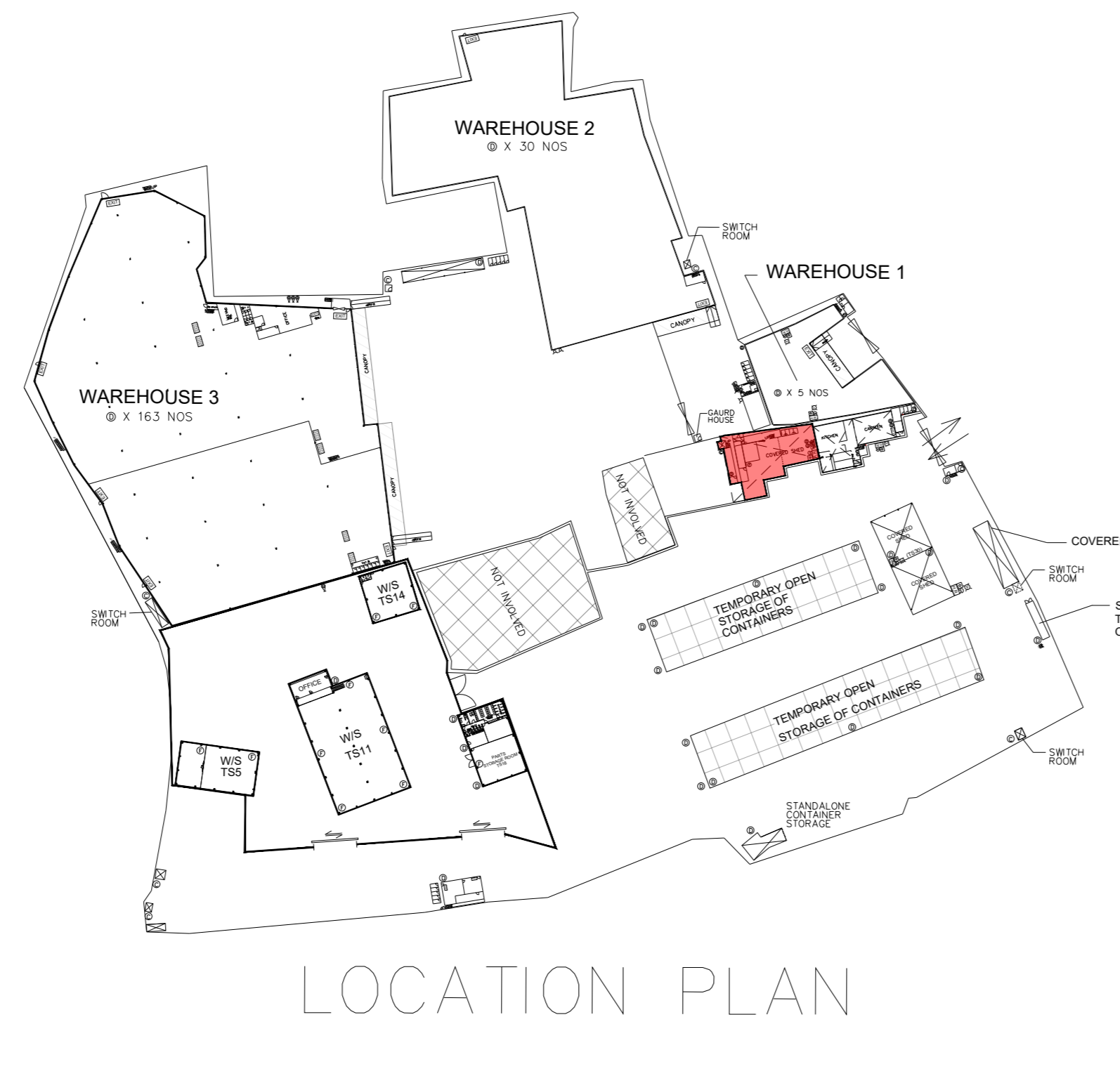
DWG. NO: FS/07 CHECKED BY: HILLMAN LAU

CONTRACT NO.: SHEET: 14

REVISION: 2

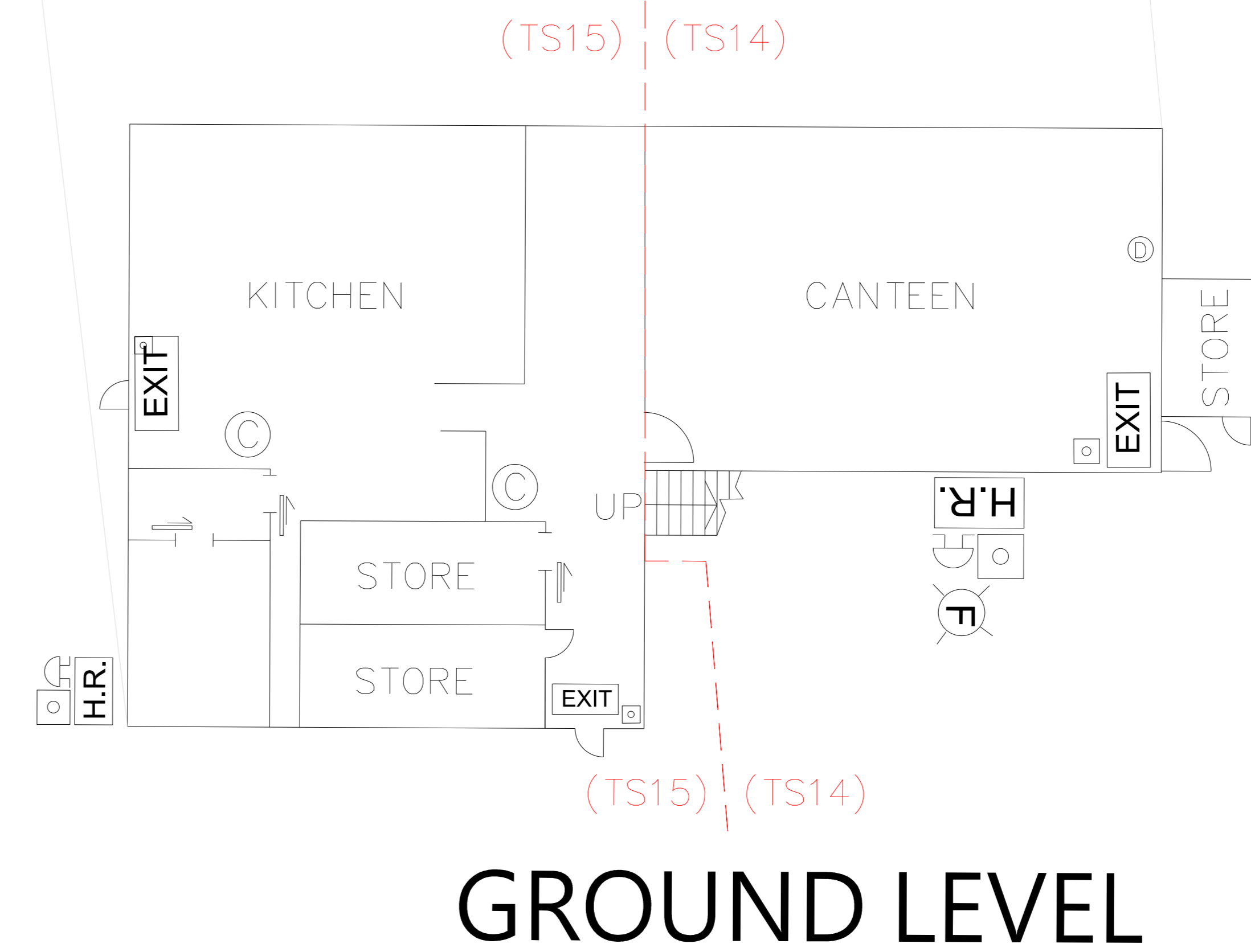
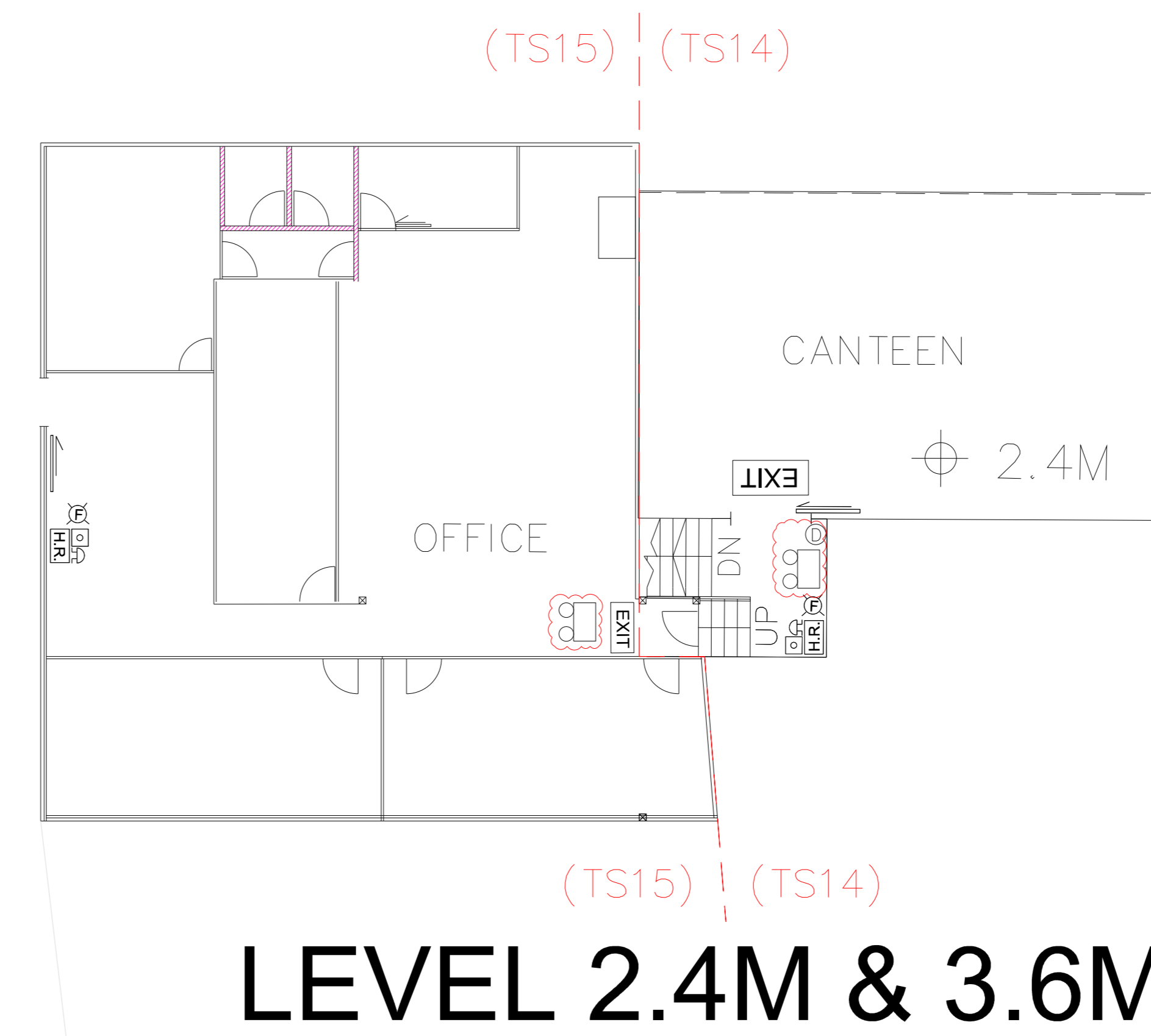
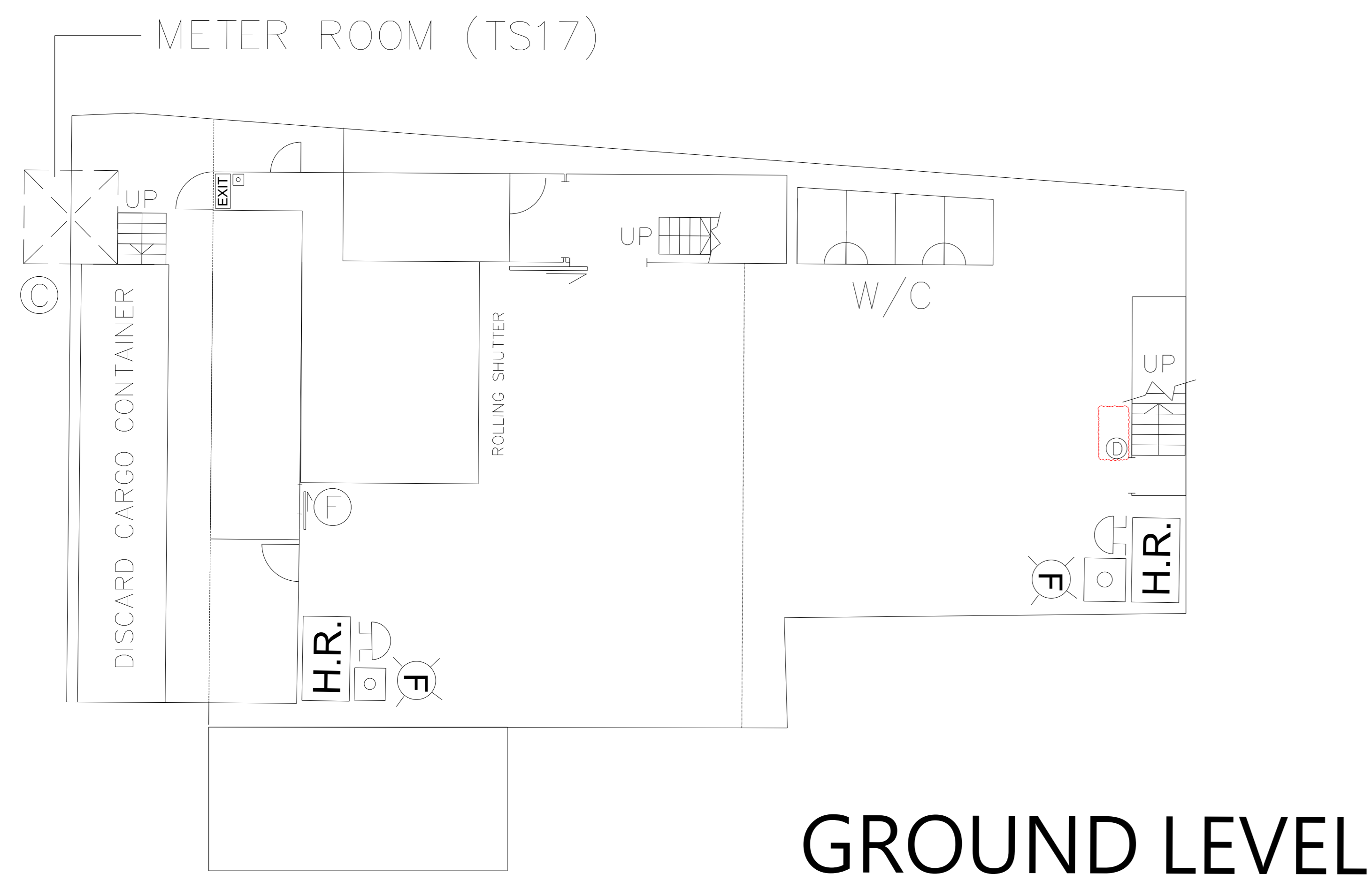
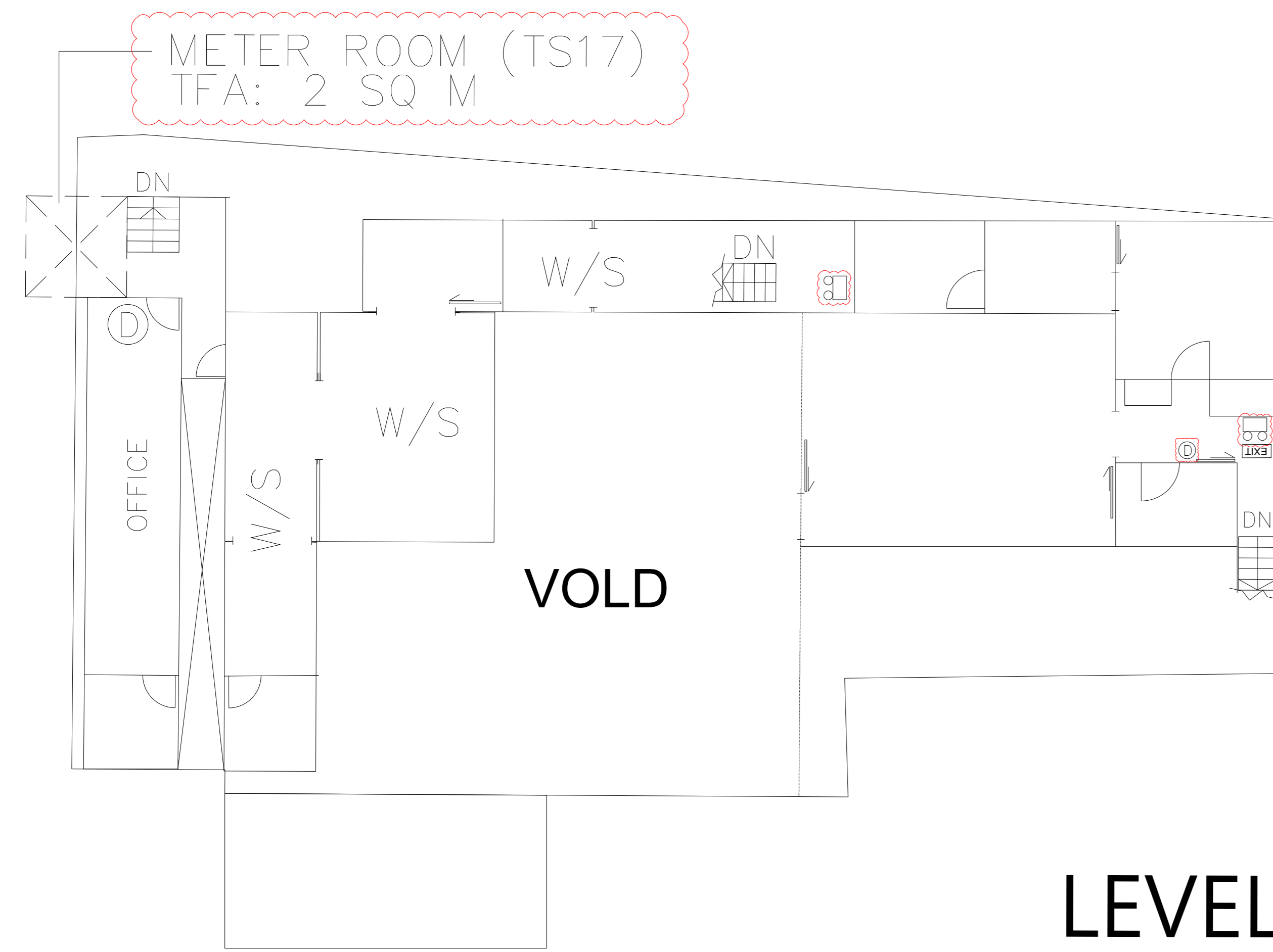
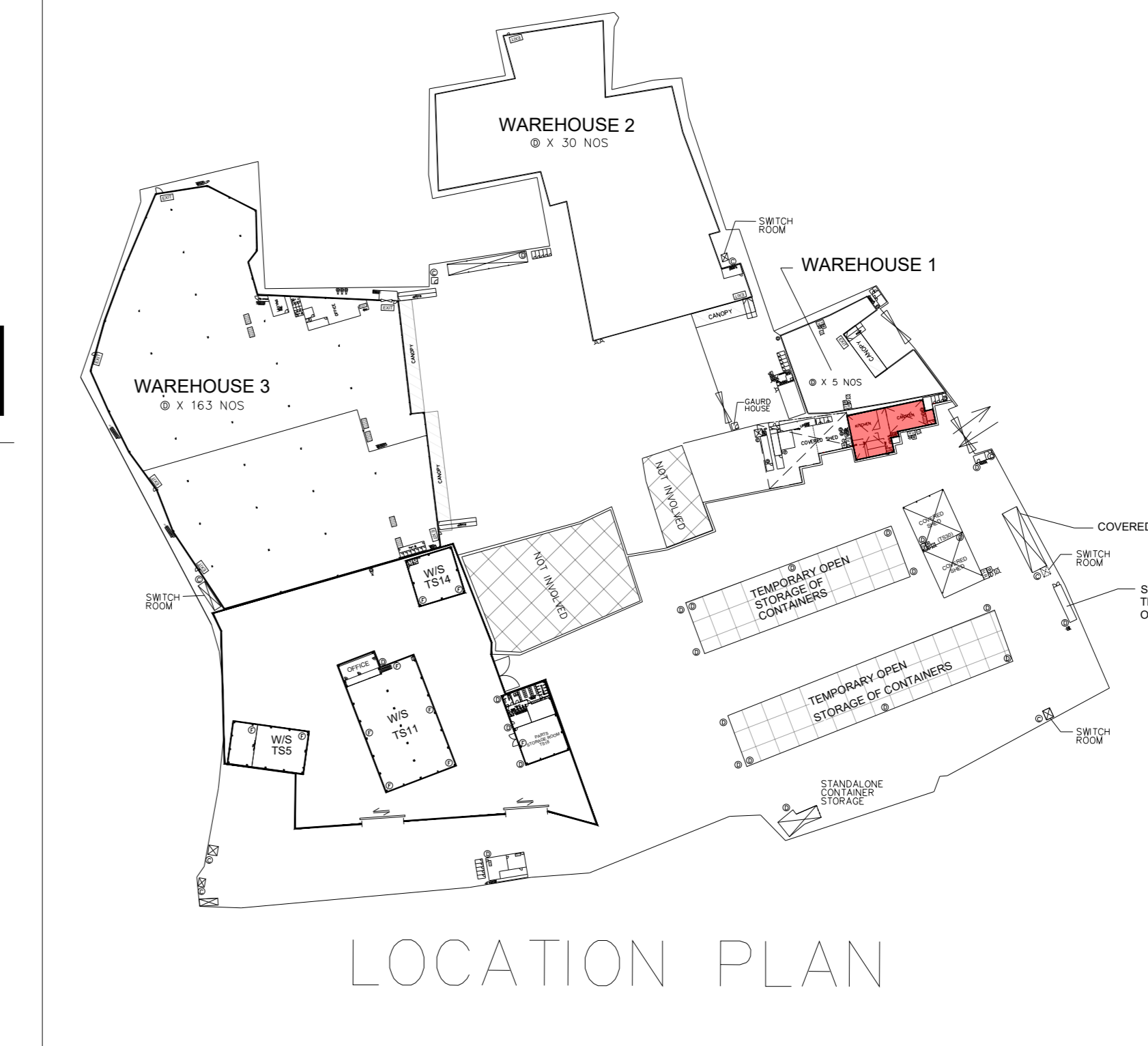
STANDALONE TEMPORARY WORK SHOP (TS16)

TFA: 725 SQ M



TEMPORARY CANTEEN AND STAFF ROOM (TS15 & TS14)

TFA: (TS14)204 SQ M
(TS15)384 SQ M



LEGEND

- FIRE ALARM BELL
- VISUAL FIRE ALARM
- MANUAL FIRE ALARM CALL POINT (BREAK GLASS TYPE)
- EXIT SIGN
- HOSE REEL SET
- FIXED FIRE PUMP/SPRINKLER PUMP
- SPRINKLER CONTROL VALVE
- 5KG CO2 FIRE EXTINGUISHER
- 9L FOAM FIRE EXTINGUISHER
- 4KG DRY POWDER FIRE EXTINGUISHER
- F.S. CONTROL PANEL
- SPRINKLER / F.S. INLET
- DOUBLE SLIDING DOOR
- WORK SHOP
- EMERGENCY LIGHTING

ABBREVIATION

TFA - TOTAL FLOOR AREA

FSI CONSULTANT:
MORAL WAY ENGINEERING LIMITED

PROJECT:
"GOVERNMENT, INSTITUTION OR COMMUNITY",
"COMMERCIAL (4)", "RESIDENTIAL (GROUP A)",
"3" ZONES AND AN AREA SHOWN AS "ROAD",
VARIOUS LOTS IN D.D.125 AND D.D.129 AND
ADJOINING GOVERNMENT LAND, HA TSUEN,
YUEN LONG.

TITLE:
FS LAYOUT FOR STANDALONE
TEMPORARY WORK SHOP,
TEMPORARY CANTEEN AND
STAFF ROOM

(RNTPC PAPER NO.A/HSK/538)

SCALE: N.T.S.	DRAWN BY: STANLEY TSUI
------------------	---------------------------

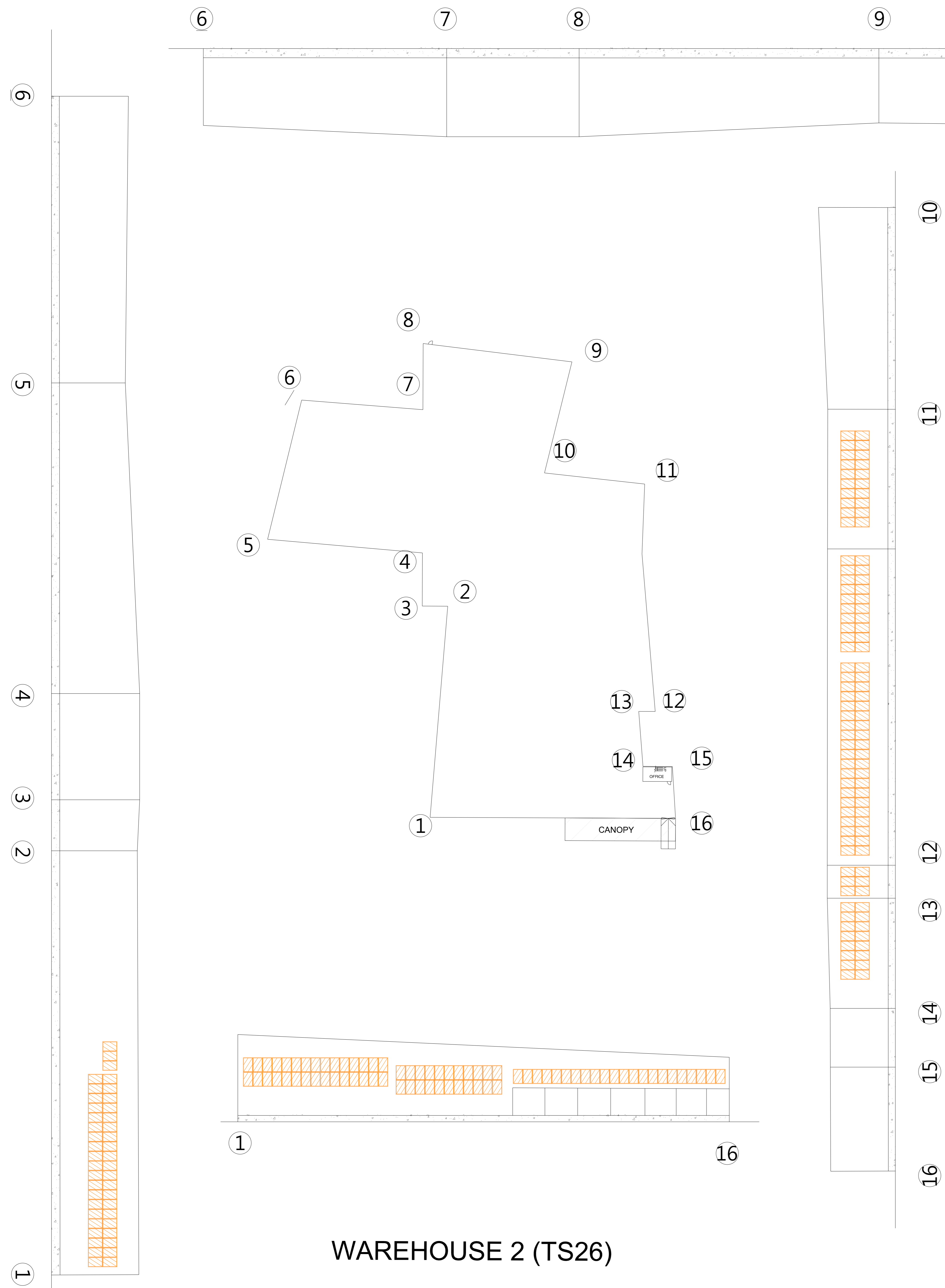
DATE: 04-02-2025	DESIGNED BY: HILLMAN LAU
---------------------	-----------------------------

DWG. NO: FS/08	CHECKED BY: HILLMAN LAU
-------------------	----------------------------

CONTRACT NO.:	SHEET: 14
---------------	--------------

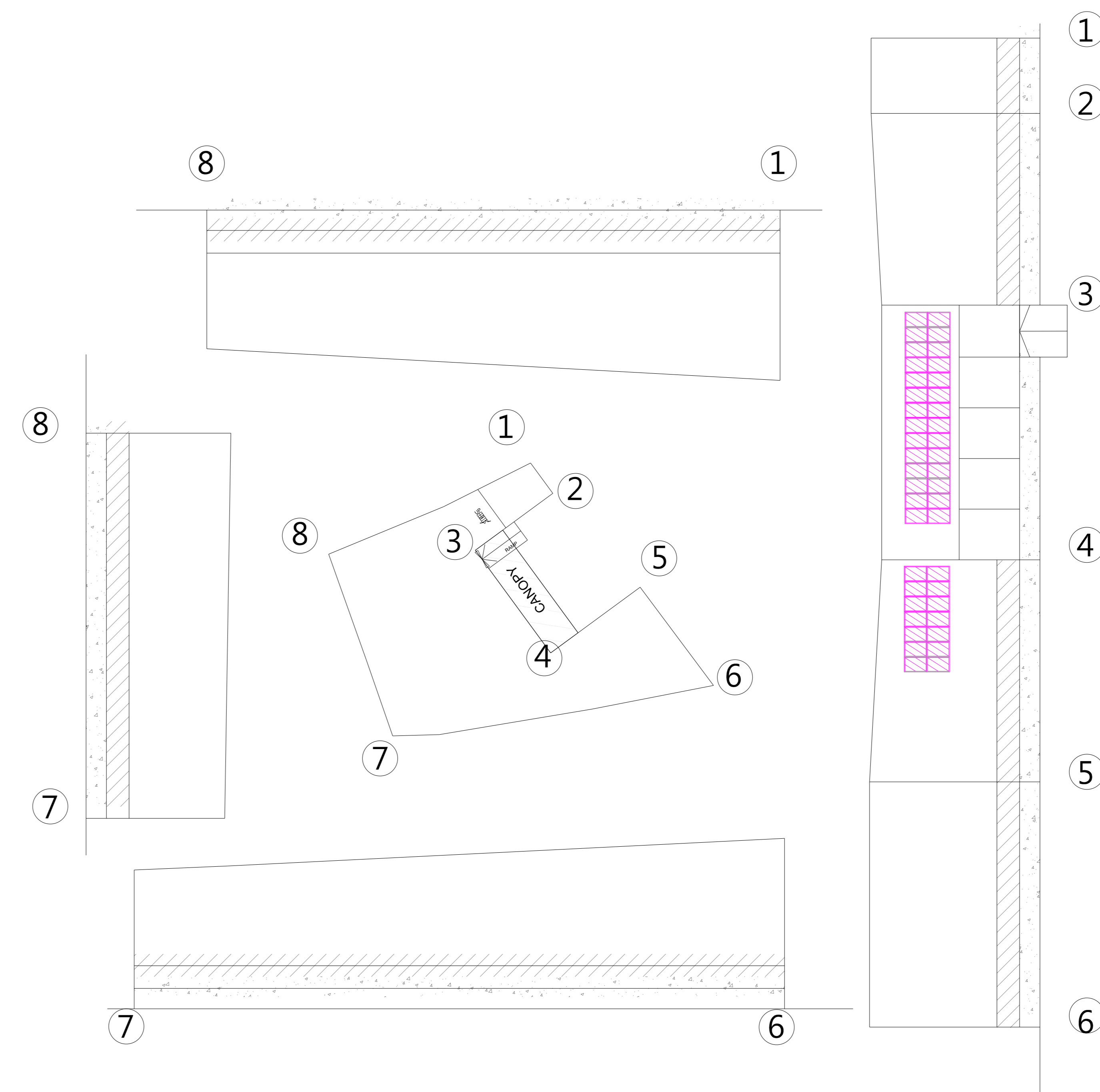
REVISION: 2					
-------------	--	--	--	--	--

OPENABLE WINDOW : WAREHOUSE 2 (TS26)			
FLOOR AREA		REQUIRED OPENABLE WINDOWS	PROVIDED OPENABLE WINDOWS
AREA	4671.3 M ²	X 6.25% = 292.0 M ²	1 M X 1.5 M = 1.50 M ² X 219 NOS. = 328.5 M ² = 328.50 M ²
TOTAL:	4671.3 M ²	X 6.25% = 292.0 M ²	TOTAL: 328.50 M ²



WAREHOUSE 2 (TS26)

OPENABLE WINDOW : WAREHOUSE 1 (TS20)			
FLOOR AREA		REQUIRED OPENABLE WINDOWS	PROVIDED OPENABLE WINDOWS
AREA	869.8 M ²	X 6.25% = 54.4 M ²	1 M X 1.5 M = 1.50 M ² X 42 NOS. = 63.0 M ² = 63.0 M ²
TOTAL:	869.8 M ²	X 6.25% = 54.4 M ²	TOTAL: 63.0 M ²



WAREHOUSE 1 (TS20)

FSI CONSULTANT:
MORAL WAY ENGINEERING LIMITED

PROJECT:
"GOVERNMENT, INSTITUTION OR COMMUNITY",
"COMMERCIAL (4)", "RESIDENTIAL (GROUP A),
3" ZONES AND AN AREA SHOWN AS "ROAD",
VARIOUS LOTS IN D.D.125 AND D.D.129 AND
ADJOINING GOVERNMENT LAND, HA TSUEN,
YUEN LONG.

TITLE:
PROVISION OF OPENABLE
WINDOW AREA WITH
CALCULATION (1 OF 4)

(RNTPC PAPER NO.A/HSK/538)

SCALE: 1:400 @ A0
DRAWN BY: STANLEY TSUI

DATE: 04-02-2025
DESIGNED BY: HILLMAN LAU

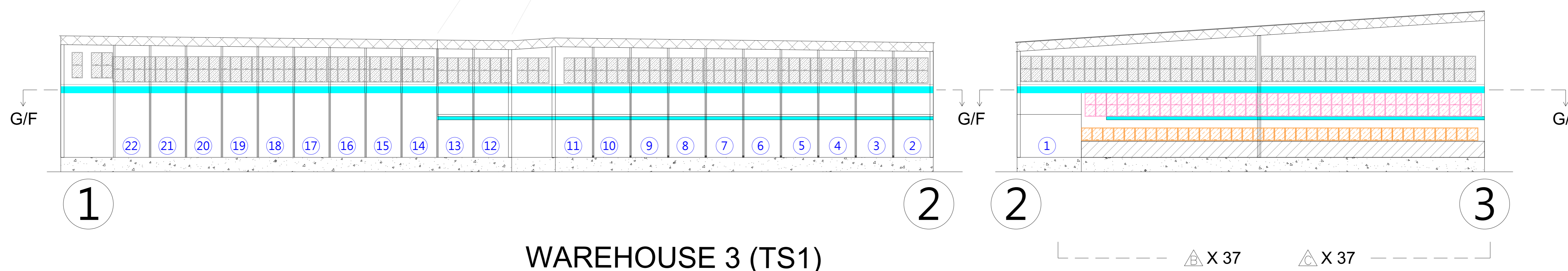
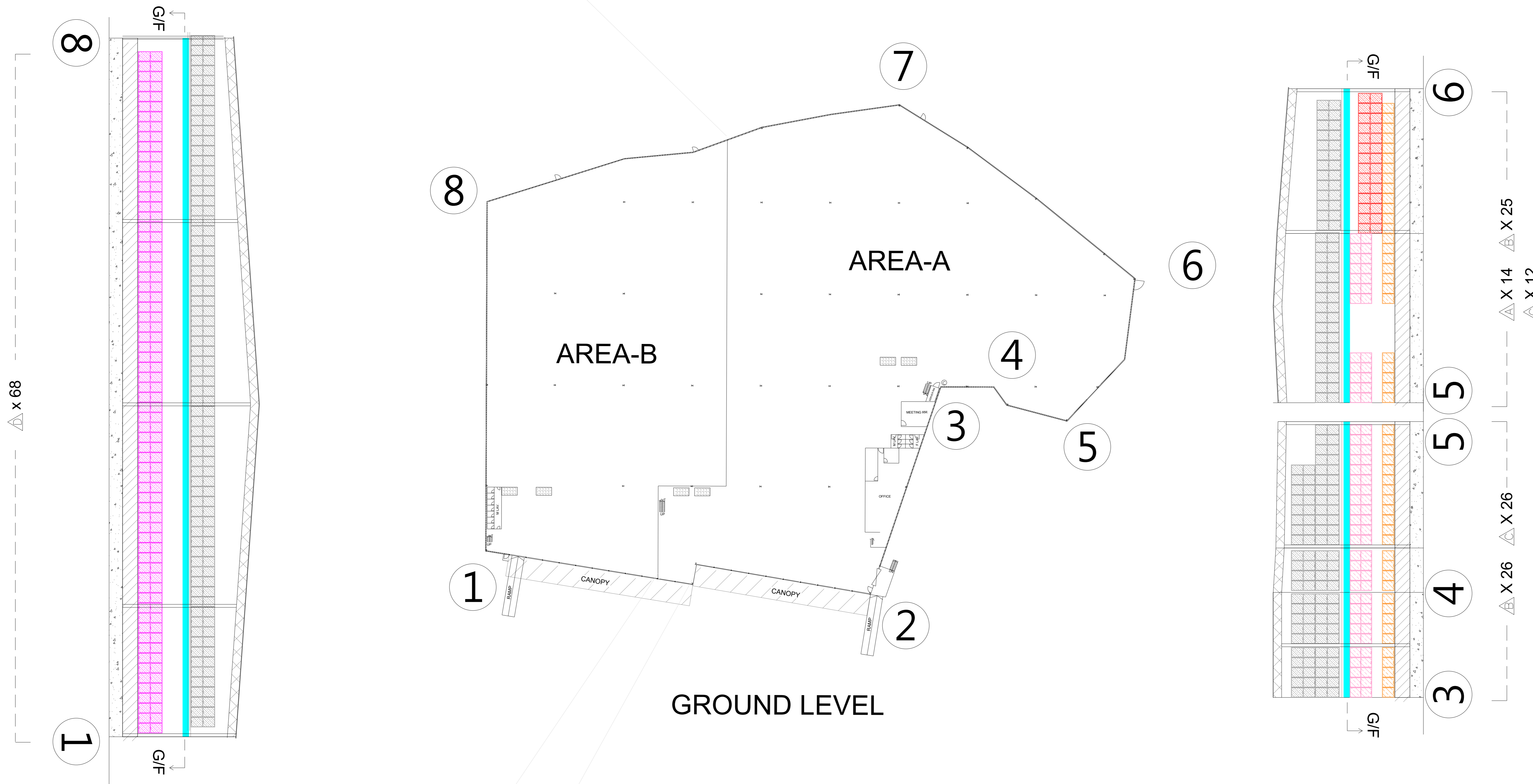
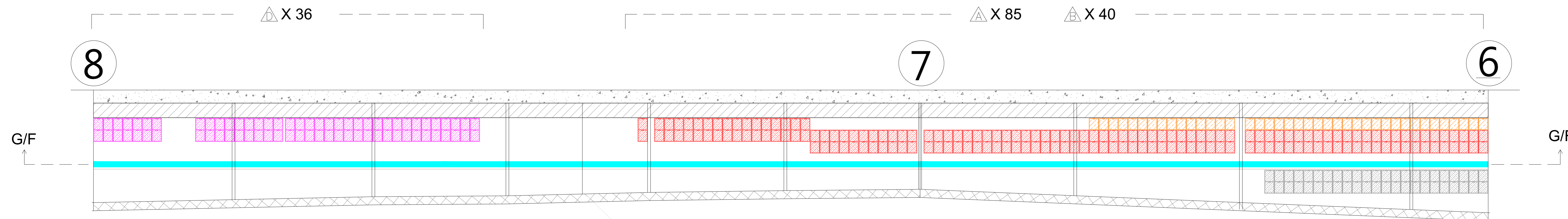
DWG. NO: FS/09
CHECKED BY: HILLMAN LAU

CONTRACT NO.:
SHEET: 14

REVISION: 2

WINDOWS TYPE	AREA	QUANTITY						TOTAL
		GRID LINE						
		② - ③	③ - ⑤	⑤ - ⑥	⑥ - ⑦.5	⑦.5 - ⑧	⑧ - ①	
△	1M X 2.4M	0	0	14	85	0	0	99
△	1M X 1.2M	37	26	25	40	0	0	128
△	1M X 2.2M	37	26	12	0	0	0	75
△	1M X 2.4M	0	0	0	0	36	68	104

OPENABLE WINDOW : GROUND LEVEL , WAREHOUSE 3 (TS1)												
FLOOR AREA		REQUIRED OPENABLE WINDOWS		OPENABLE WINDOWS						PROVIDED OPENABLE WINDOWS		
AREA-A	5430 M ²	X 6.25% =	339.4 M ²	△	1 M	X 2.4	M = 2.40	X 99	NOS. = 237.6	M ²	= 805.80 M ²	
				△	1 M	X 1.2	M = 1.20	X 128	NOS. = 153.6	M ²		
				△	1 M	X 2.2	M = 2.20	X 75	NOS. = 165.0	M ²		
AREA-B	3587 M ²	X 6.25% =	224.2 M ²	△	1 M	X 2.4	M = 2.40	X 104	NOS. = 249.6	M ²		
TOTAL:	9017.0 M ²	X 6.25% =	563.6 M ²								TOTAL:	805.80 M ²



WAREHOUSE 3 (TS1)

FSI CONSULTANT:
MORAL WAY ENGINEERING LIMITED

PROJECT:
"GOVERNMENT, INSTITUTION OR COMMUNITY",
"COMMERCIAL (4)", "RESIDENTIAL (GROUP A)",
3" ZONES AND AN AREA SHOWN AS "ROAD",
VARIOUS LOTS IN D.D.125 AND D.D.129 AND
ADJOINING GOVERNMENT LAND, HA TSUEN,
YUEN LONG.

TITLE:
PROVISION OF OPENABLE
WINDOW AREA WITH
CALCULATION (2 OF 4)

(RNTPC PAPER NO.A/HSK/538)

SCALE: 1:400 @ A0
DRAWN BY: STANLEY TSUI

DATE: 04-02-2025
DESIGNED BY: HILLMAN LAU

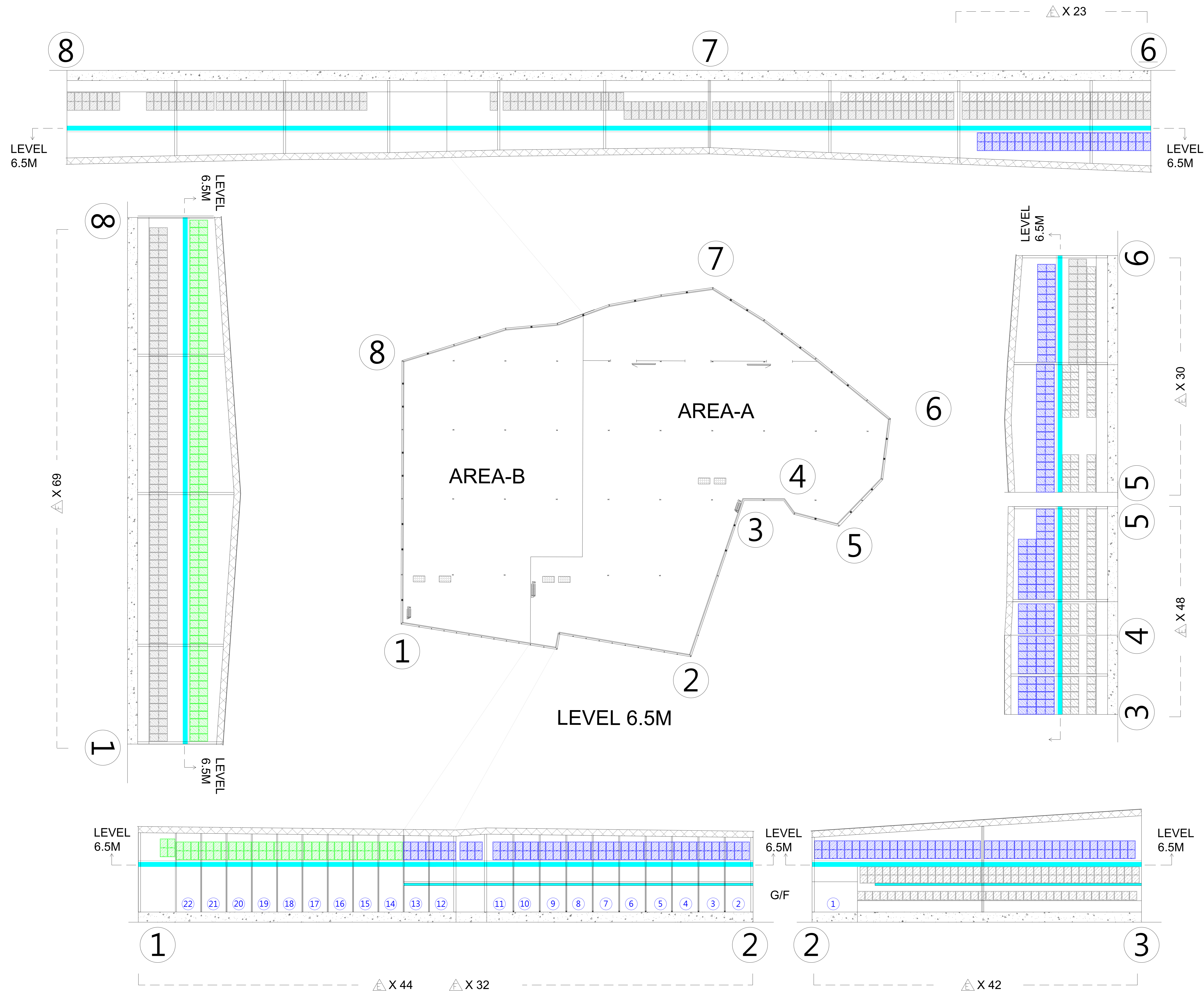
DWG. NO: FS/10
CHECKED BY: HILLMAN LAU

CONTRACT NO.:
SHEET: 14

REVISION: 2

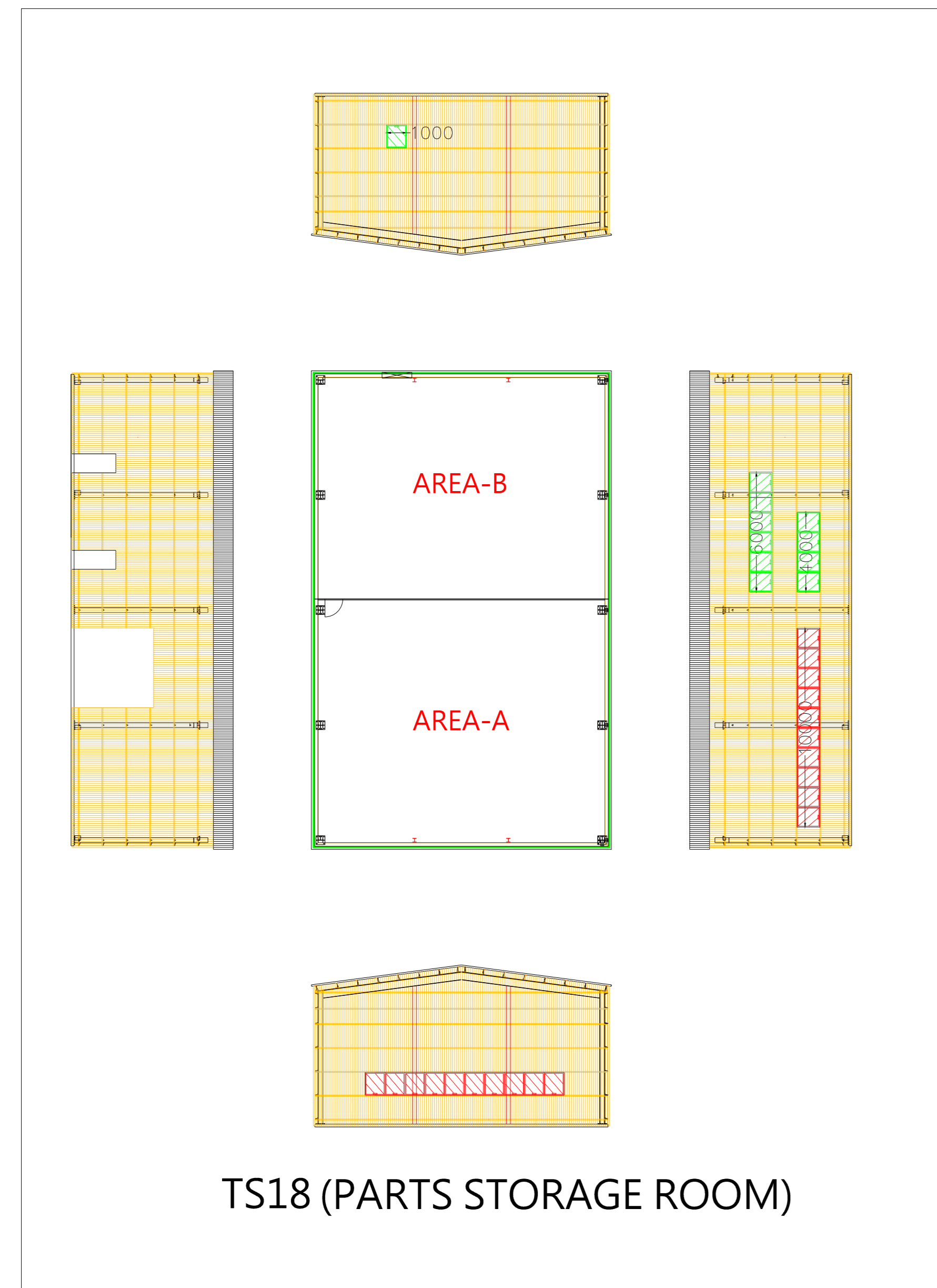
WINDOWS TYPE	AREA	QUANTITY						TOTAL
		GRID LINE						
		① - ②	② - ③	③ - ⑤	⑤ - ⑥	⑥ - ⑥.5	⑧ - ①	
1M X 2.4M		32	0	0	0	0	69	101
1M X 2.4M		44	42	48	30	23	0	187

OPENABLE WINDOW : LEVEL 6.5M , WAREHOUSE 3 (TS1)											
FLOOR AREA	REQUIRED OPENABLE WINDOWS		OPENABLE WINDOWS						PROVIDED OPENABLE WINDOWS		
AREA-A	5518 M ²	X 6.25% =	344.9 M ²	1 M	X 2.4 M	= 2.40 X	187 NOS.	= 448.8 M ²	=	448.80 M ²	
AREA-B	3499 M ²	X 6.25% =	218.7 M ²	1 M	X 2.4 M	= 2.40 X	101 NOS.	= 242.4 M ²	=	242.40 M ²	
TOTAL:	9017.0 M ²	X 6.25% =	563.6 M ²					TOTAL:		691.20 M ²	



WAREHOUSE 3 (TS1)

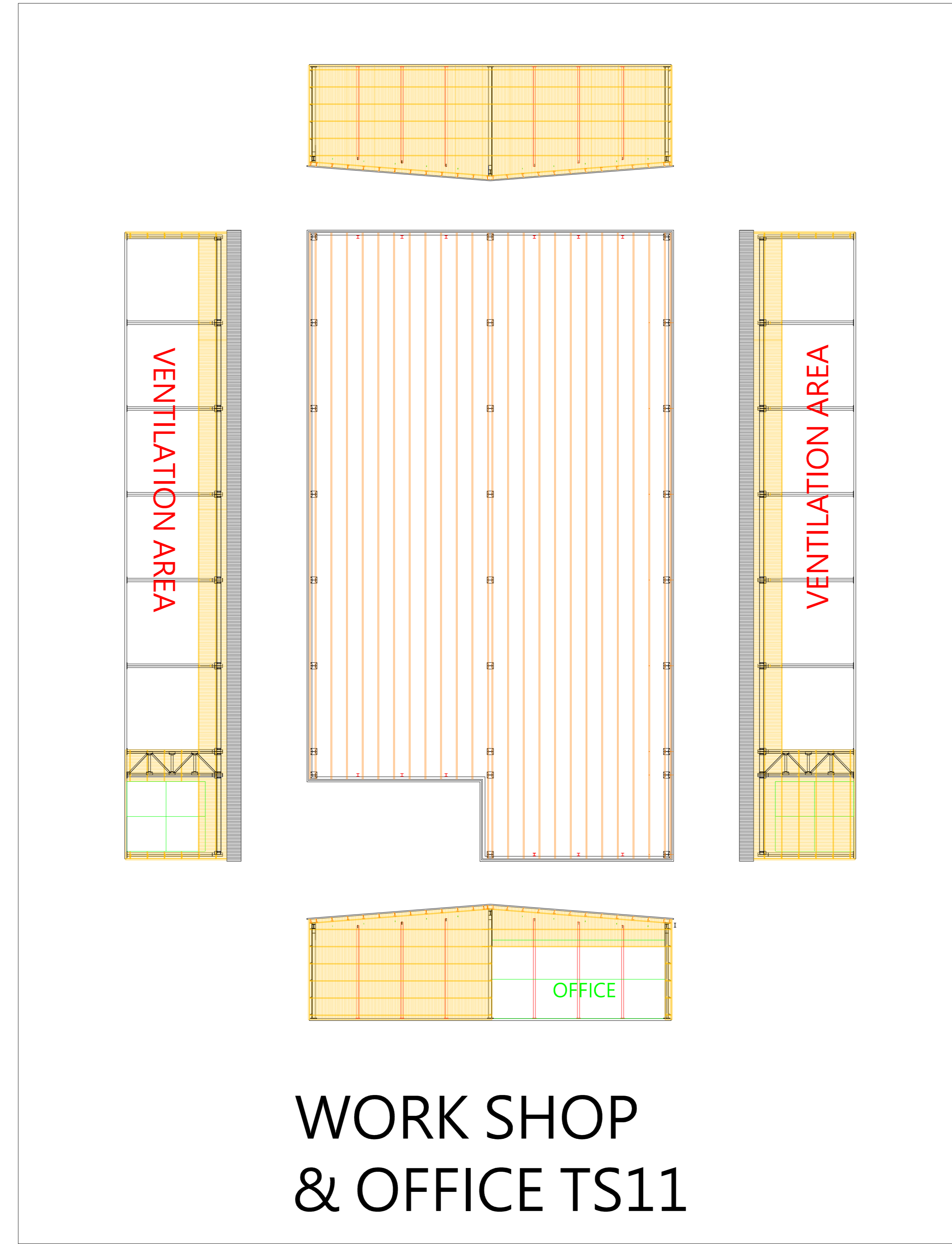
FSI CONSULTANT: MORAL WAY ENGINEERING LIMITED	
PROJECT: "GOVERNMENT, INSTITUTION OR COMMUNITY", "COMMERCIAL (4)", "RESIDENTIAL (GROUP A), 3" ZONES AND AN AREA SHOWN AS "ROAD", VARIOUS LOTS IN D.D.125 AND D.D.129 AND ADJOINING GOVERNMENT LAND, HA TSUEN, YUEN LONG.	
TITLE: PROVISION OF OPENABLE WINDOW AREA WITH CALCULATION (3 OF 4)	
(RNTPC PAPER NO.A/HSK/538)	
SCALE: 1:400 @ A0	DRAWN BY: STANLEY TSUI
DATE: 04-02-2025	DESIGNED BY: HILLMAN LAU
DWG. NO: FS/11	CHECKED BY: HILLMAN LAU
CONTRACT NO.:	SHEET: 14
REVISION: 2	



TS18 (PARTS STORAGE ROOM)

OPENABLE WINDOW : TS 18

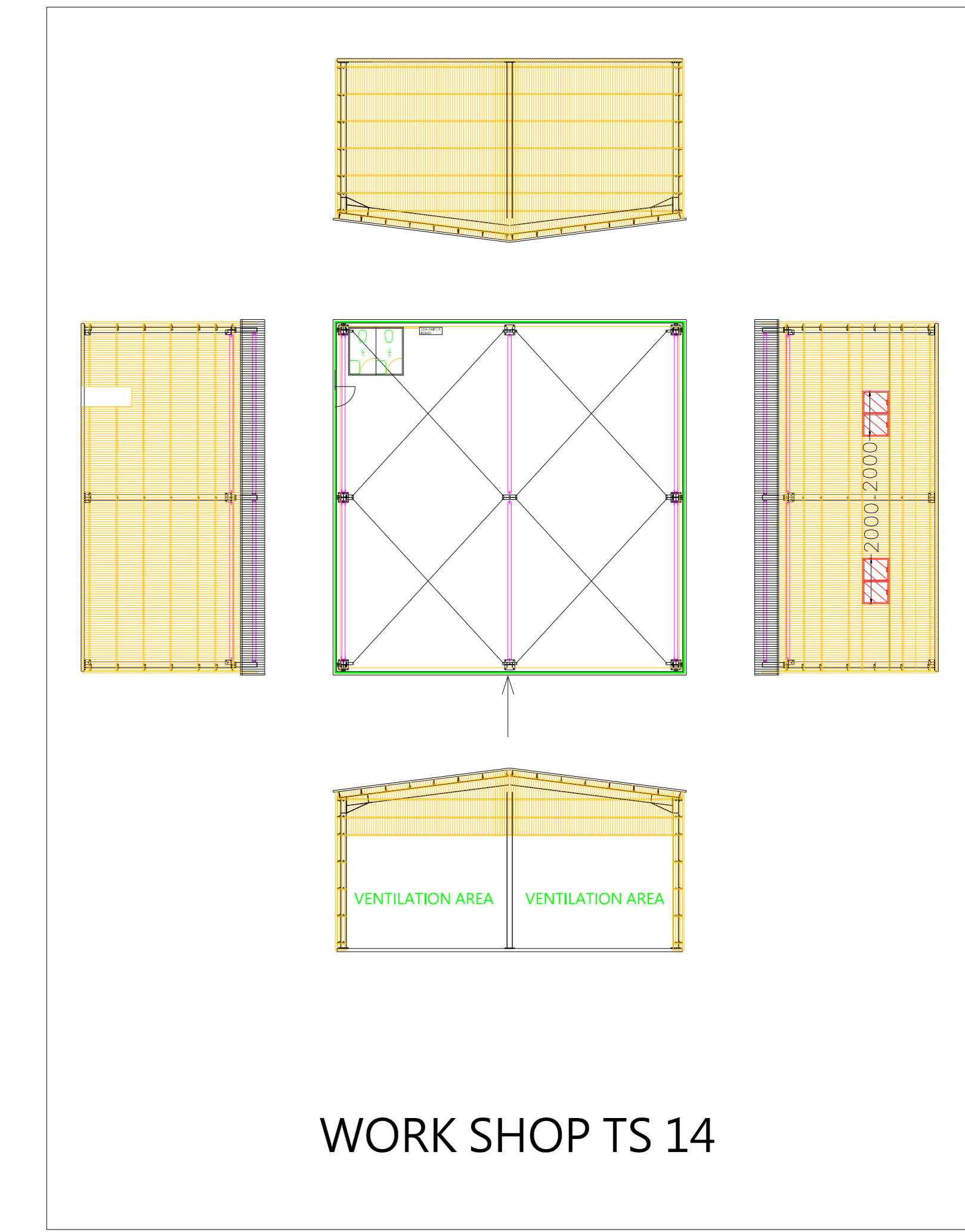
FLOOR AREA	REQUIRED OPENABLE WINDOWS	OPENABLE WINDOWS	PROVIDED OPENABLE WINDOWS
AREA-A: 276 M ² X 6.25% = 17.3 M ²	1.1 M X 1.15 M = 1.265 M ² X 20 NOS = 25.30 M ²	20	20
AREA-B: 167 M ² X 6.25% = 10.4 M ²	1.1 M X 1.15 M = 1.265 M ² X 10 NOS = 12.65 M ²	10	10
TOTAL: 443.0 M ² X 6.25% = 27.7 M ²			34.50 M ²



WORK SHOP & OFFICE TS11

OPENABLE WINDOW : TS11

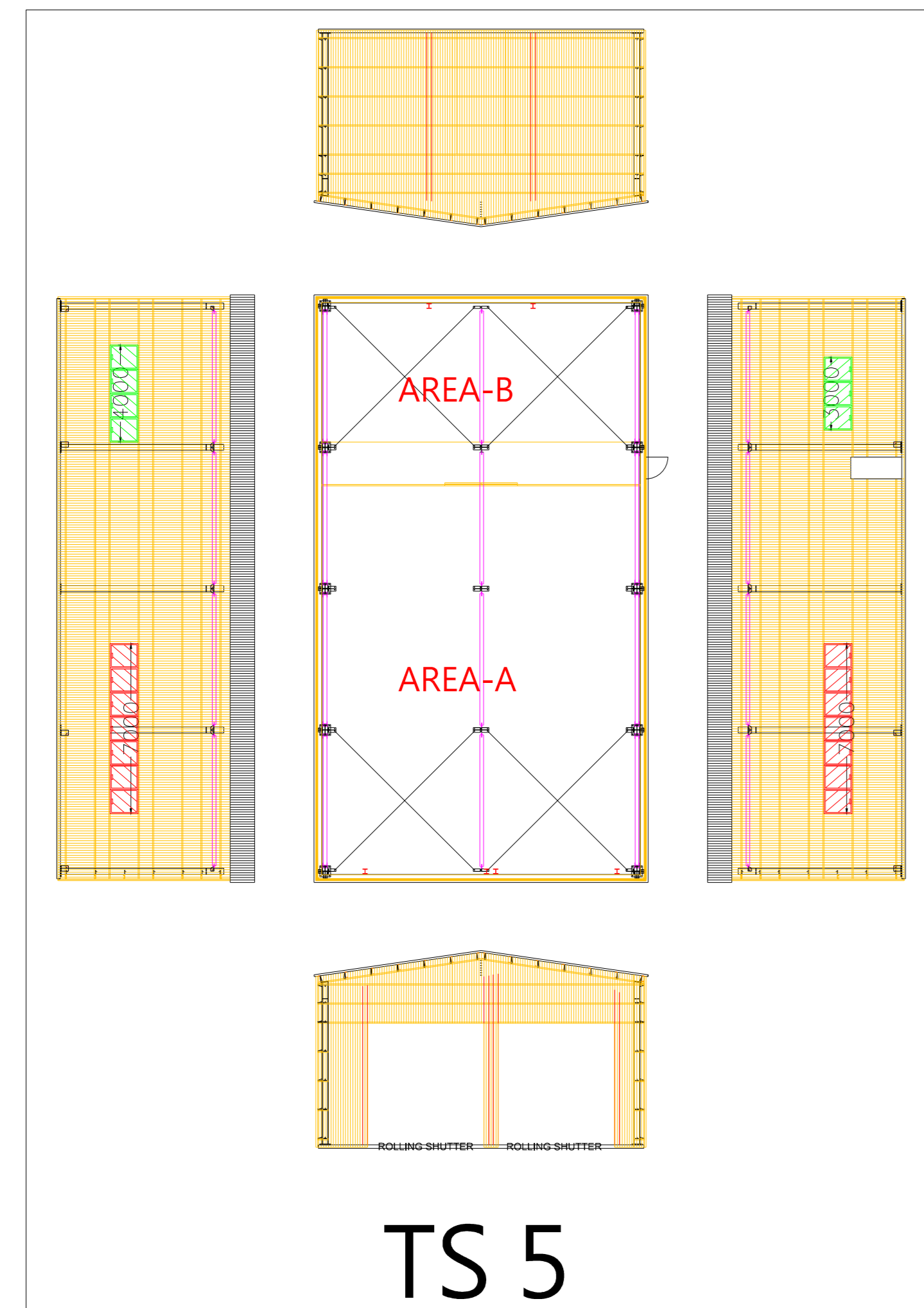
FLOOR AREA	REQUIRED OPENABLE WINDOWS	VENTILATION AREA	PROVIDED OPENABLE WINDOWS
AREA-A: 237 M ² X 6.25% = 14.8 M ²		70 M X 5 M = 350.00 M ²	350 M ²
TOTAL: 237.0 M ² X 6.25% = 14.8 M ²			TOTAL: 350.00 M ²



WORK SHOP TS 14

OPENABLE WINDOW : TS 14

FLOOR AREA	REQUIRED OPENABLE WINDOWS	OPENABLE WINDOWS & VENTILATION AREA	PROVIDED OPENABLE WINDOWS
AREA-A: 237 M ² X 6.25% = 14.8 M ²	1.1 M X 1.15 M = 1.265 M ² X 10 NOS = 12.65 M ²	70 M X 5 M = 350.00 M ²	10
TOTAL: 237.0 M ² X 6.25% = 14.8 M ²			TOTAL: 75.60 M ²



TS 5

OPENABLE WINDOW : TS 5

FLOOR AREA	REQUIRED OPENABLE WINDOWS	OPENABLE WINDOWS	PROVIDED OPENABLE WINDOWS
AREA-A: 210 M ² X 6.25% = 13.1 M ²	1.1 M X 1.15 M = 1.265 M ² X 14 NOS = 17.71 M ²	14	14
AREA-B: 103 M ² X 6.25% = 6.4 M ²	1.1 M X 1.15 M = 1.265 M ² X 7 NOS = 8.86 M ²	7	7
TOTAL: 321.0 M ² X 6.25% = 20.1 M ²			TOTAL: 24.15 M ²

FSI CONSULTANT:
MORAL WAY ENGINEERING LIMITED

[Redacted Name]

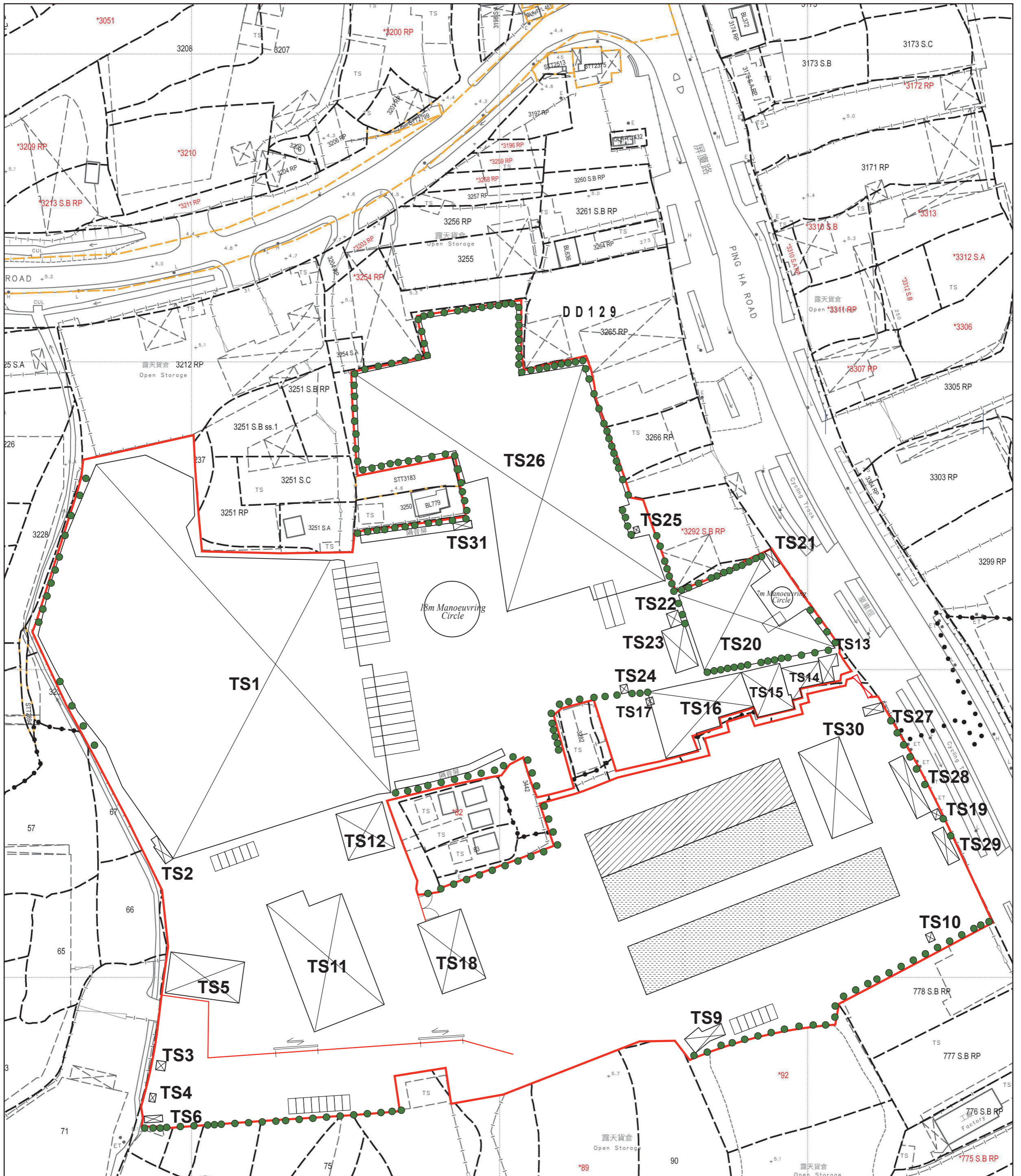
PROJECT:
"GOVERNMENT, INSTITUTION OR COMMUNITY",
"COMMERCIAL (4)", "RESIDENTIAL (GROUP A),
3" ZONES AND AN AREA SHOWN AS "ROAD",
VARIOUS LOTS IN D.D.125 AND D.D.129 AND
ADJOINING GOVERNMENT LAND, HA TSUEN,
YUEN LONG.

TITLE:
PROVISION OF OPENABLE
WINDOW AREA WITH
CALCULATION (4 OF 4)

(RNTPC PAPER NO.A/HSK/538)

SCALE: 1:400 @ A0	DRAWN BY: STANLEY TSUI
DATE: 04-02-2025	DESIGNED BY: HILLMAN LAU
DWG. NO: FS/12	CHECKED BY: HILLMAN LAU
CONTRACT NO.:	SHEET: 14
REVISION: 2	

美化環境建議計劃圖



● 綠化樹木(242棵)(現有樹木)
每棵高度超過3米, 相隔3-4米

SCALE 1 : 1000