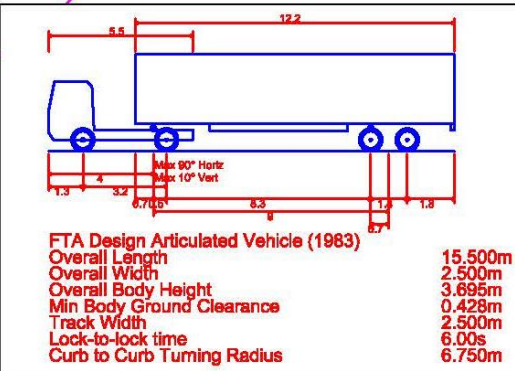


INGRESS

EGRESS

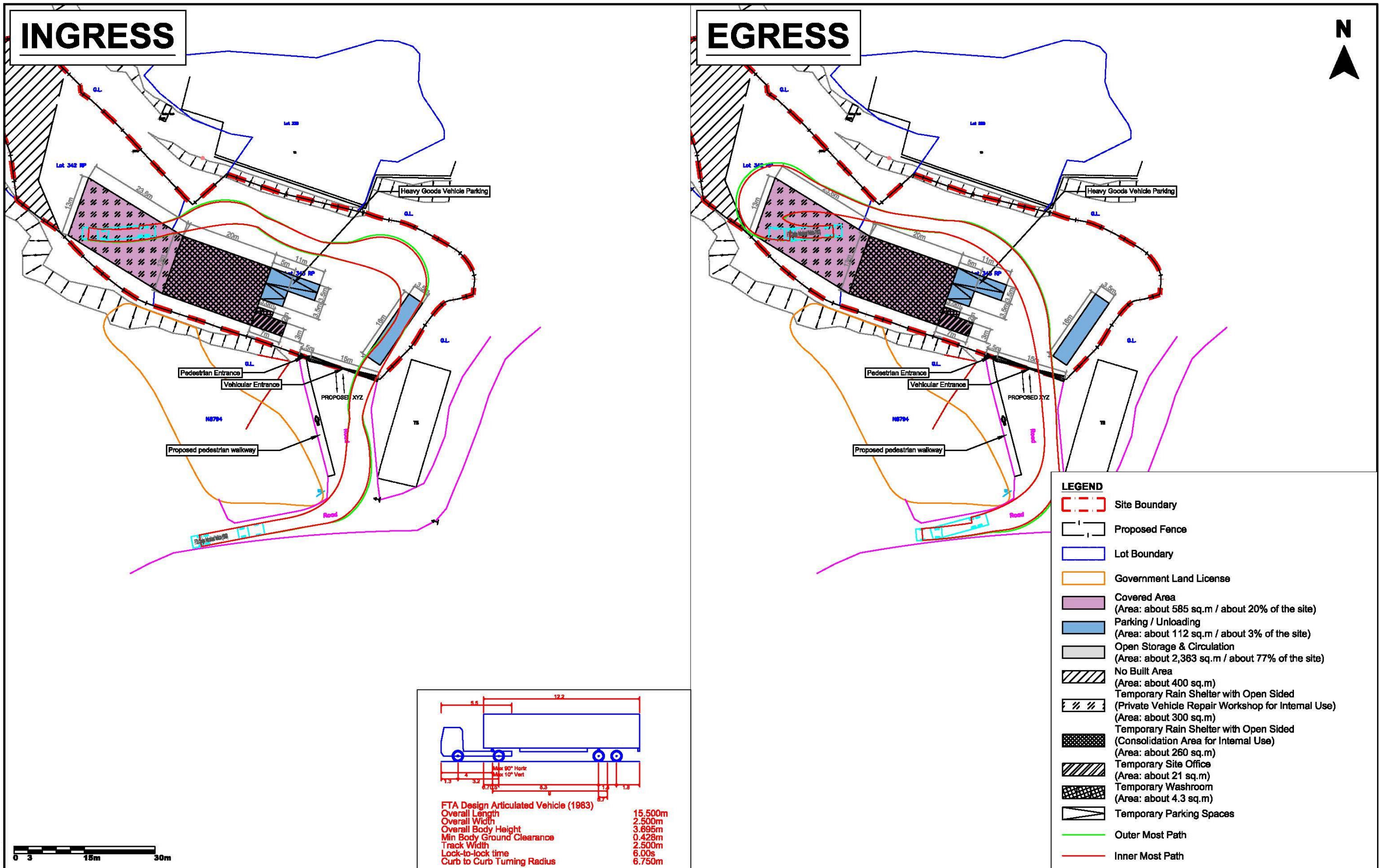


- LEGEND**
- Site Boundary
 - Proposed Fence
 - Lot Boundary
 - Government Land License
 - Covered Area
(Area: about 585 sq.m / about 20% of the site)
 - Parking / Unloading
(Area: about 112 sq.m / about 3% of the site)
 - Open Storage & Circulation
(Area: about 2,363 sq.m / about 77% of the site)
 - No Built Area
 - Temporary Rain Shelter with Open Sided
(Area: about 400 sq.m)
 - Temporary Rain Shelter with Open Sided
(Private Vehicle Repair Workshop for Internal Use)
(Area: about 300 sq.m)
 - Temporary Rain Shelter with Open Sided
(Consolidation Area for Internal Use)
(Area: about 260 sq.m)
 - Temporary Site Office
(Area: about 21 sq.m)
 - Temporary Washroom
(Area: about 4.3 sq.m)
 - Temporary Parking Spaces
 - Outer Most Path
 - Inner Most Path
















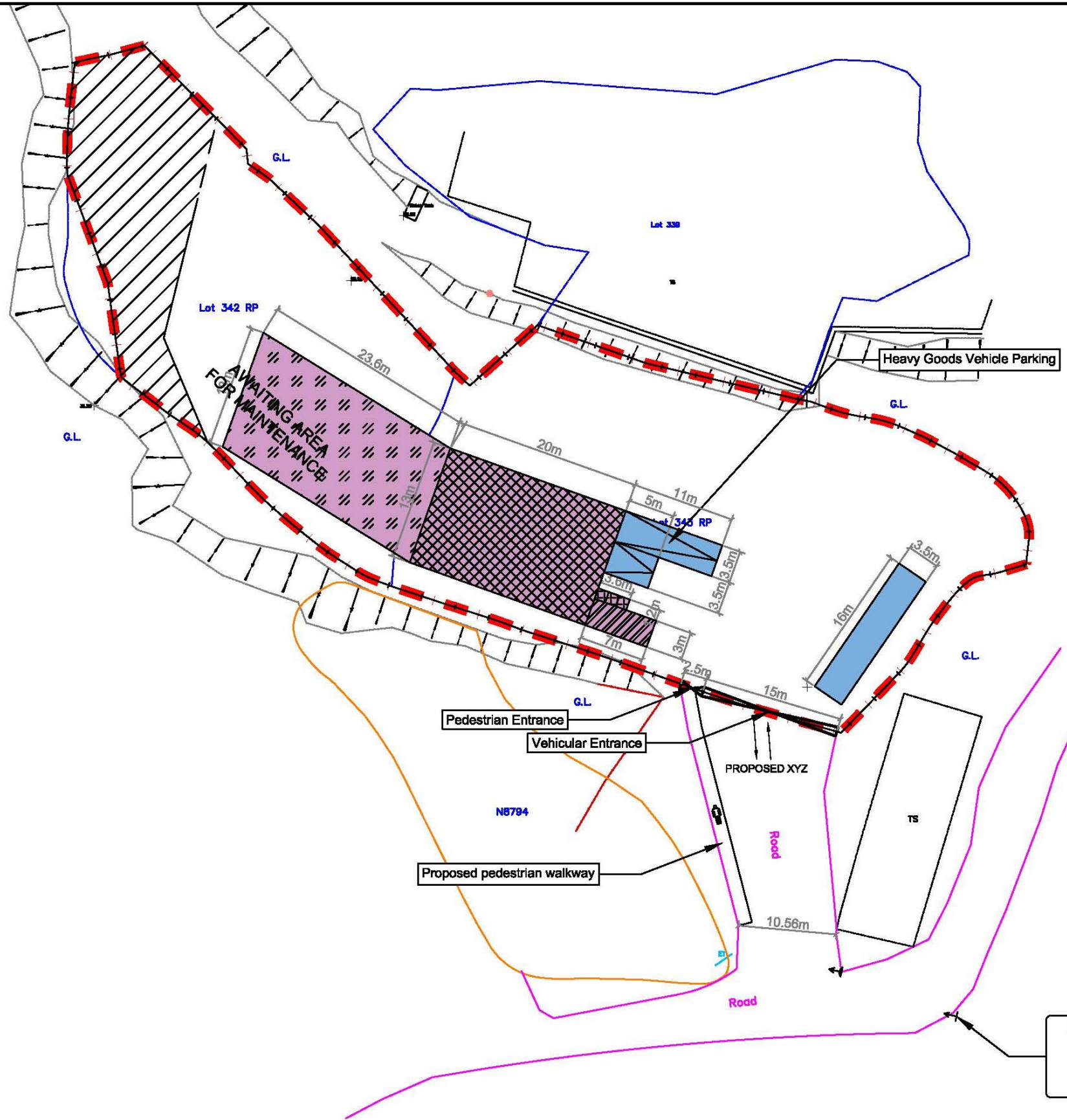
*For Indicative Use Only.

Drawing 1



Drawing 2

- LEGEND**
-  Site Boundary
 -  Proposed Fence
 -  Lot Boundary
 -  Government Land License
 -  Covered Area
(Area: about 585 sq.m / about 20% of the site)
 -  Parking / Unloading
(Area: about 112 sq.m / about 3% of the site)
 -  Open Storage & Circulation
(Area: about 2,363 sq.m / about 77% of the site)
 -  No Built Area
(Area: about 400 sq.m)
 -  Temporary Rain Shelter with Open Sided
(Private Vehicle Repair Workshop for Internal Use)
(Area: about 300 sq.m)
 -  Temporary Rain Shelter with Open Sided
(Consolidation Area for Internal Use)
(Area: about 260 sq.m)
 -  Temporary Site Office
(Area: about 21 sq.m)
 -  Temporary Washroom
(Area: about 4.3 sq.m)
 -  Temporary Parking Spaces



Drawing 3