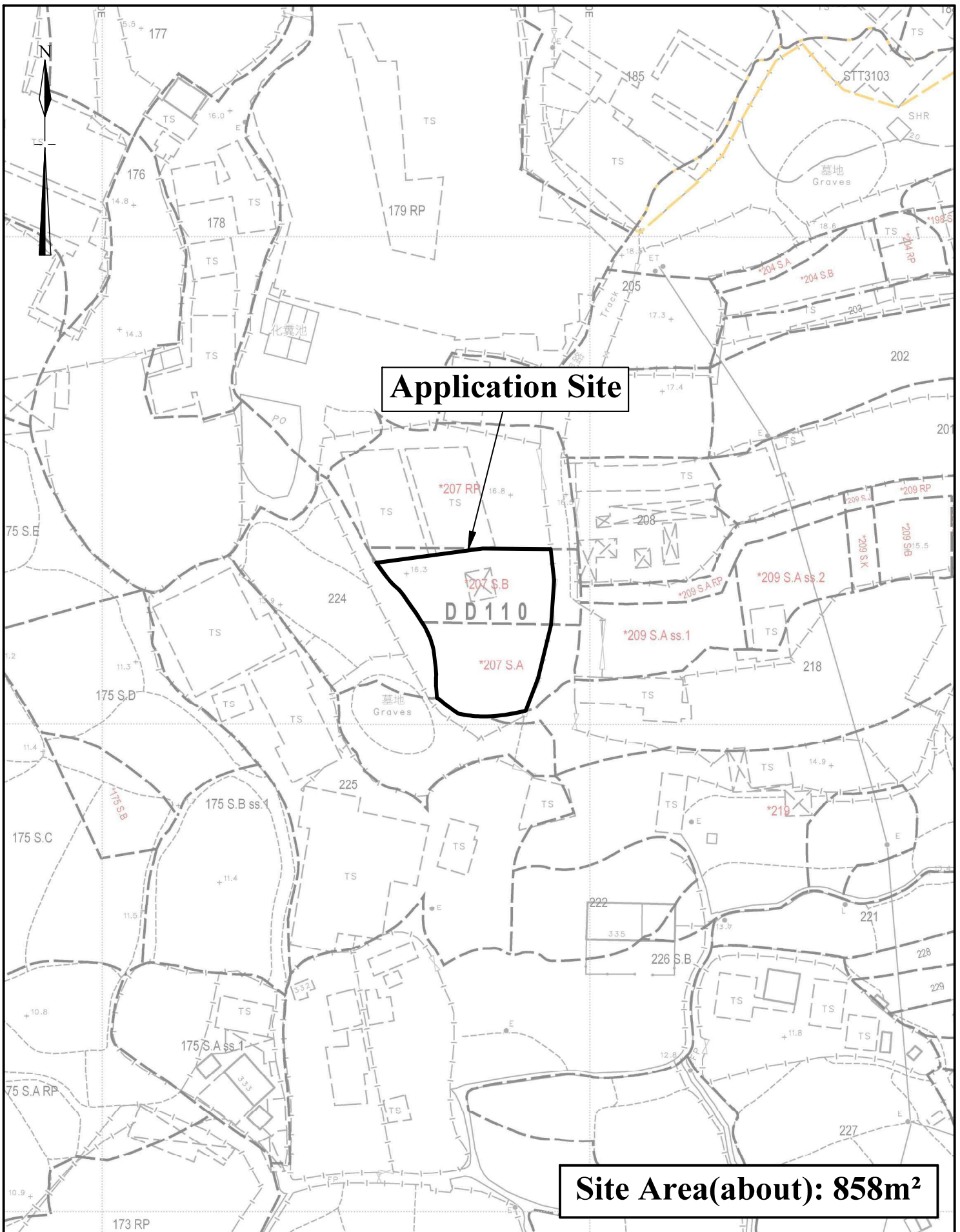


Extracted from Approved Kam Tin North Outline Zoning Plan No.S/YL-KTN/11

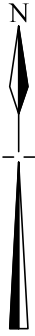
<p>Not to scale</p>	<p>Location Plan</p>	<p>Goldrich Planners & Surveyors Ltd.</p>
<p>December 2024</p>	<p>Lots 207 S.A(part) and 207 S.B(part) in D.D. 110 Yuen Long, N.T.</p>	<p>Plan 1 (P 24076)</p>



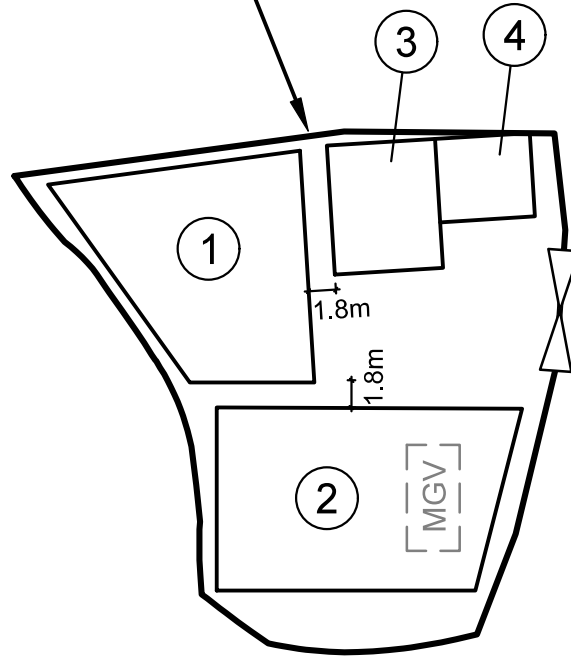
Application Site

Site Area(about): 858m²

<p>1:1000</p>	<p>Lot Index Plan</p>	<p>Goldrich Planners & Surveyors Ltd.</p>
<p>December 2024</p>	<p>Lots 207 S.A(part) and 207 S.B(part) in D.D. 110 Yuen Long, N.T.</p>	<p>Plan 2 (P 24076)</p>



Application Site



Legend



Vehicular Ingress / Egress

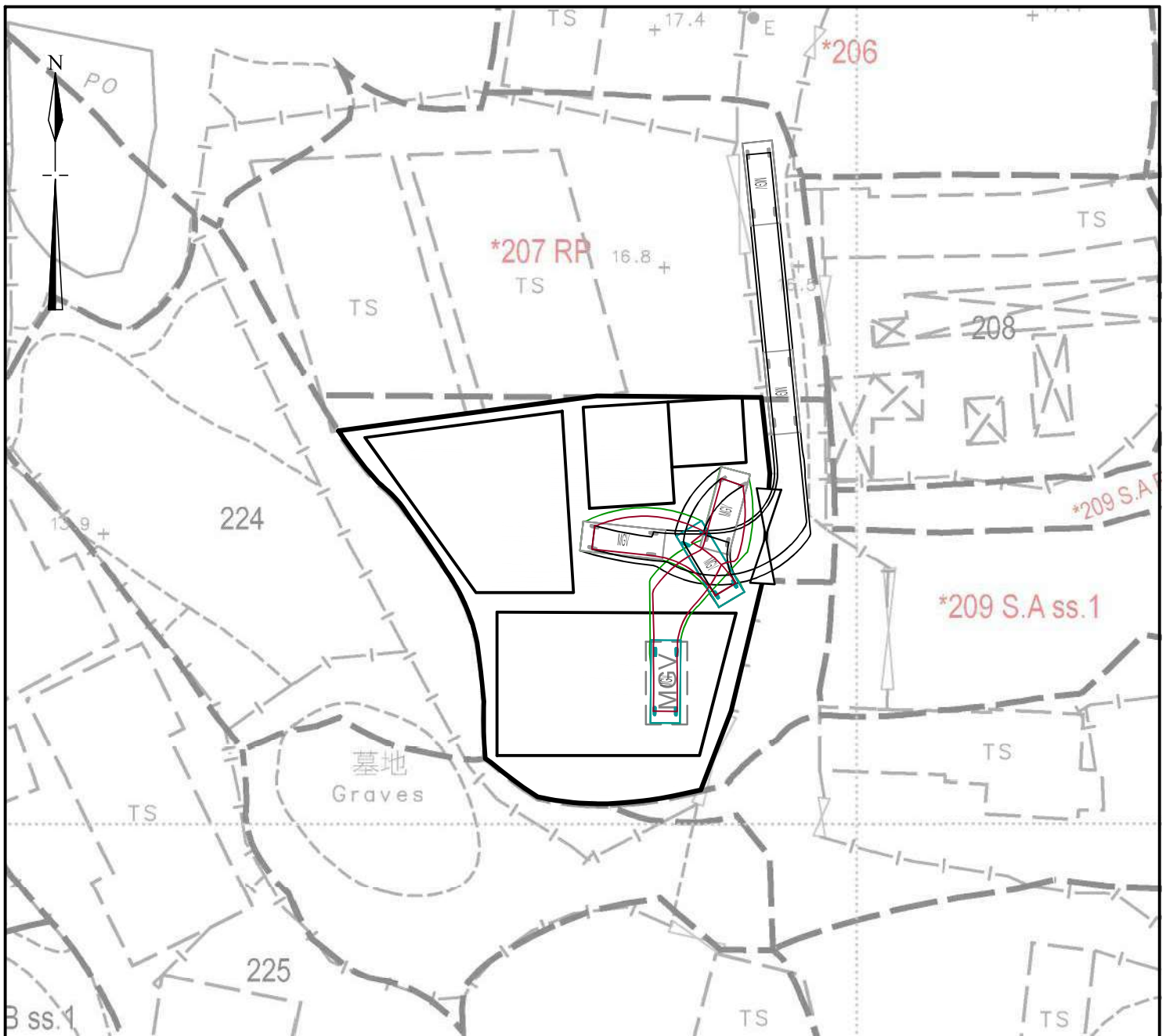


**Parking space for medium goods vehicle
(7m (L) x 3.5m (W))**


Site Area(about): 858m²

No.	Uses	Covered Area (about)	Floor Area (about)	No. of Storeys	Height
1	Warehouse with Ancillary Office	225m ²	225m ²	1	7m
2	Warehouse with Ancillary Office	225m ²	225m ²	1	7m
3	Warehouse	61m ²	61m ²	1	7m
4	Warehouse	35m ²	35m ²	1	7m
Total		<u>546m²</u>	<u>546m²</u>		

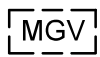
1:500	Layout Plan	Goldrich Planners & Surveyors Ltd.
December 2024	Lots 207 S.A(part) and 207 S.B(part) in D.D. 110 Yuen Long, N.T.	Plan 3 (P 24076)



Legend



Vehicular Ingress / Egress



**Parking space for medium goods vehicle
(7m (L) x 3.5m (W))**



**medium goods vehicle
(7m (L) x 2.5m (W))**

1:500

Swept Path Analysis

**Goldrich Planners &
Surveyors Ltd.**

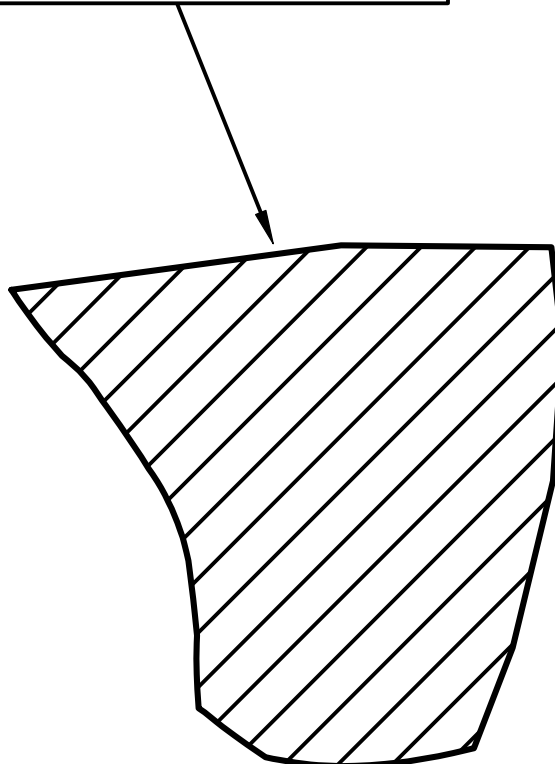
December 2024

**Lots 207 S.A(part) and 207 S.B(part) in D.D. 110
Yuen Long, N.T.**

**Plan 4
(P 24076)**



Application Site



The site is hard-paved with concrete of about 0.2m in depth to provide a solid ground for the erection of temporary structures and vehicle maneuvering.

N.T.S	Plan Showing Existing Filling of Land	Goldrich Planners & Surveyors Ltd.
December 2024	Lots 207 S.A(part) and 207 S.B(part) in D.D. 110 Yuen Long, N.T.	Plan 5 (P 24076)