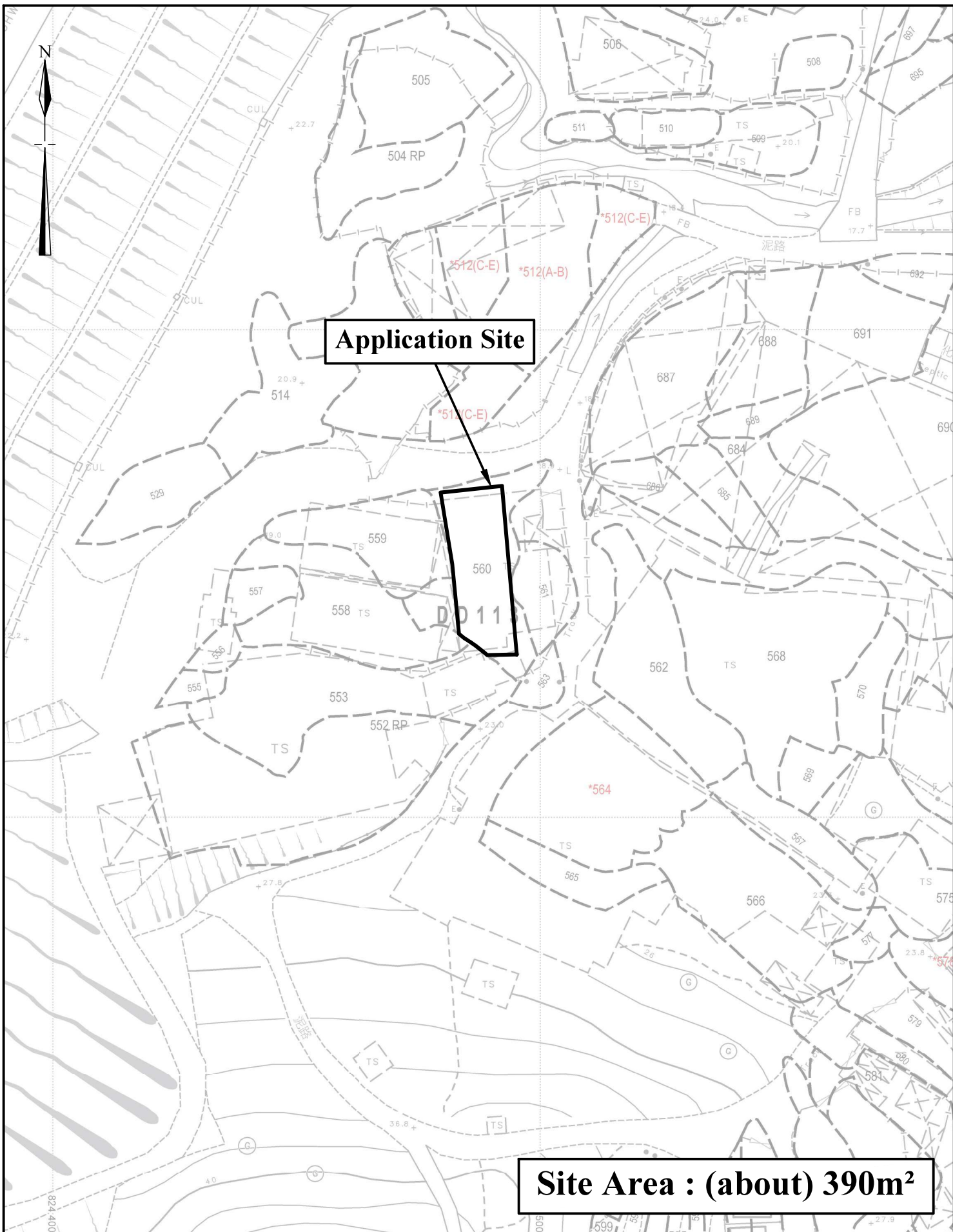


Extracted from Approved Kam Tin South Outline Zoning Plan No. S/YL-KTS/15

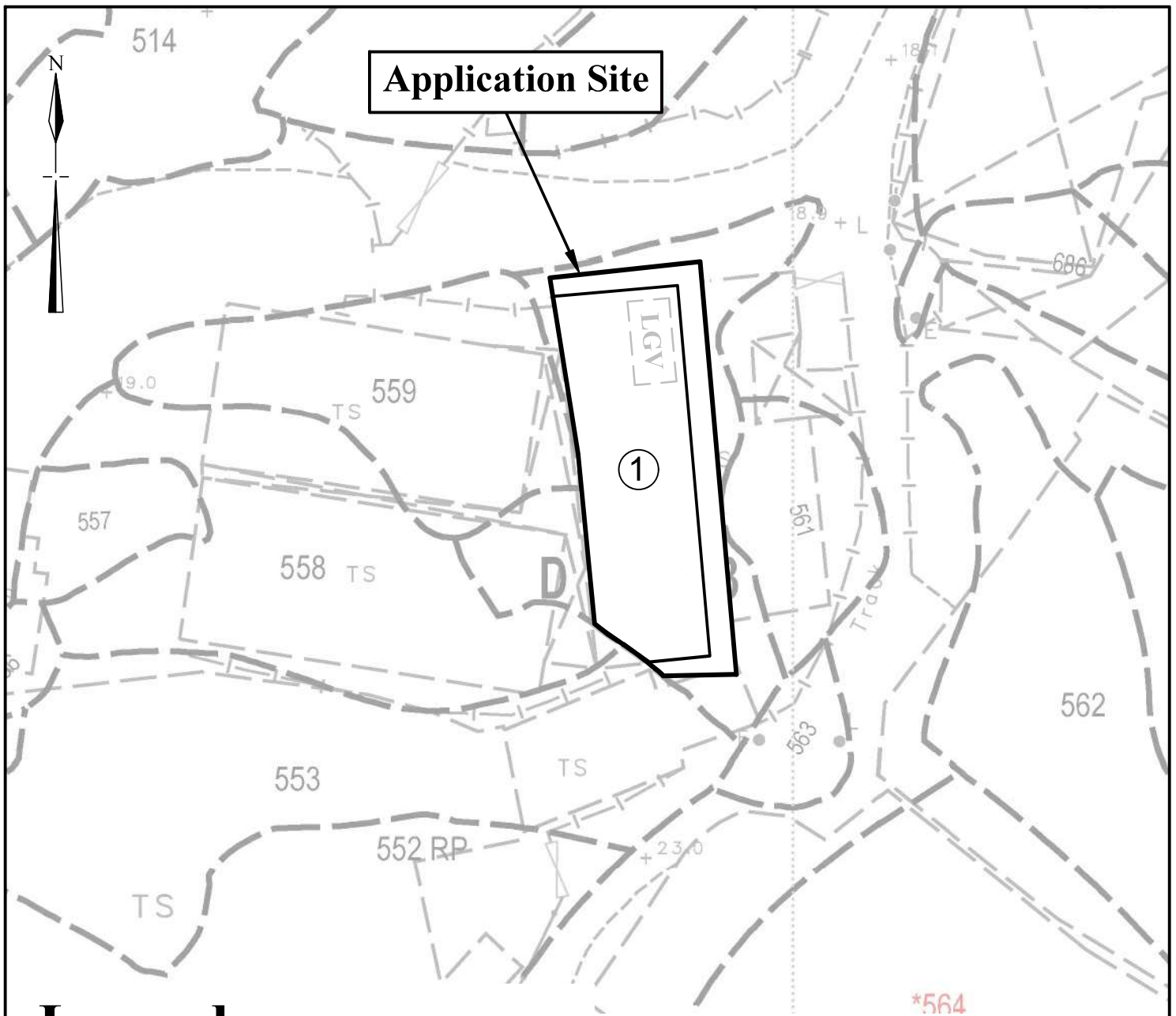
N.T.S	<b>Location Plan</b>	<b>Goldrich Planners &amp; Surveyors Ltd.</b>
October 2024	Lot 560(part) in D.D. 113 Yuen Long, N.T.	<b>Plan 1 ( P 24077B )</b>




**Application Site**

**Site Area : (about) 390m<sup>2</sup>**

<p><b>1:1000</b></p>	<p><b>Lot Index Plan</b></p>	<p><b>Goldrich Planners &amp; Surveyors Ltd.</b></p>
<p><b>October 2024</b></p>	<p><b>Lot 560(part) in D.D. 113 Yuen Long, N.T.</b></p>	<p><b>Plan 2 ( P 24077B )</b></p>



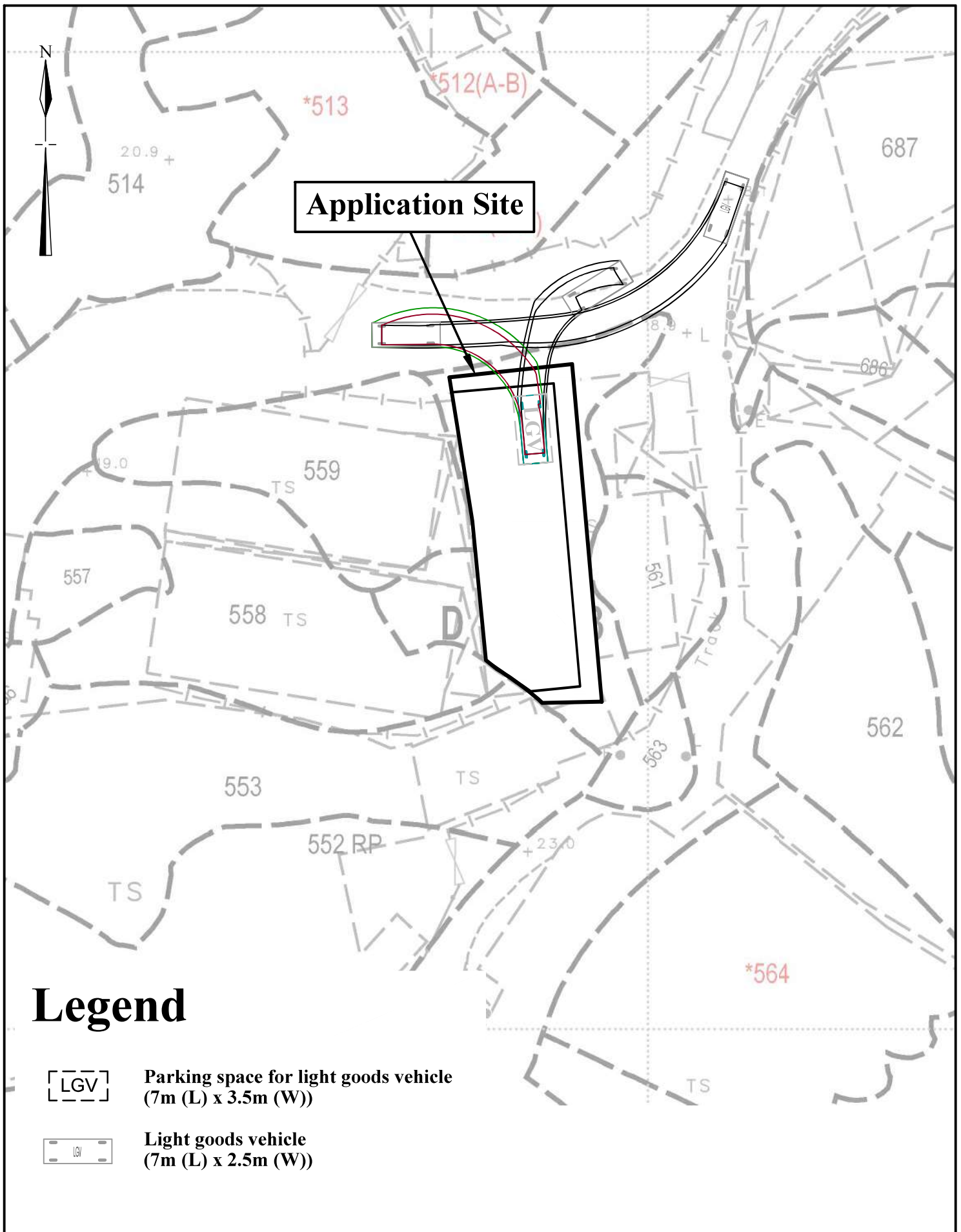
# Legend

 Parking space for light goods vehicle  
(7m (L) x 3.5m (W))

**Site Area : (about) 390m<sup>2</sup>**

No.	Uses	Floor Area (about)	Covered Area (about)	Storeys	Height
1	Warehouse with ancillary office	<u>283 m<sup>2</sup></u>	<u>283 m<sup>2</sup></u>	1	9m
<b>Total</b>		<u><u>283 m<sup>2</sup></u></u>	<u><u>283 m<sup>2</sup></u></u>		


<b>1:500</b>	<b>Layout Plan</b>	<b>Goldrich Planners &amp; Surveyors Ltd.</b>
<b>October 2024</b>		Lot 560(part) in D.D. 113 Yuen Long, N.T.
		<b>Plan 3 ( P 24077B )</b>



<p>1:500</p>	<p><b>Swept Path Analysis</b></p>	<p><b>Goldrich Planners &amp; Surveyors Ltd.</b></p>
<p>October 2024</p>	<p>Lot 560(part) in D.D. 113 Yuen Long, N.T.</p>	<p><b>Plan 4</b> <b>( P 24077B )</b></p>



**The whole site (about 390m<sup>2</sup>) is hard-paved  
with concrete of about 0.2m in depth.  
The current application serves to regularise  
the existing hard-paving on site.**



<b>1:500</b>	<b>Plan Showing Existing Filling of Land</b>	<b>Goldrich Planners &amp; Surveyors Ltd.</b>
<b>October 2024</b>		<b>Plan 5 ( P 24077B )</b>