

Urgent Return receipt Expand Group Restricted Prevent Copy

寄件者: Sandy Ma <[REDACTED]>
寄件日期: 2025年02月24日星期一 11:15
收件者: tpbpd/PLAND
副本: Timothy Yuet Sang CHAN/PLAND
主旨: Re : Planning Application No. A/YL-NTM/480
附件: Drainage record.pdf
類別: Internet Email

Dear Sirs,

Please find attached supplementary document for your records.

Bests regards

Ms. Ma

Your Ref. : TPB/A/YL-NTM/480

Date : 21 February, 2025.

Town Planning Board
15/F, North Point Government Offices
333 Java Road, North Point,
Hong Kong.

Dear Sirs,

Re: Renewal of Planning Approval for Temporary Private Swimming Pool for a Period of 3 Years in "Village Type Development" zone, Lot 2158RP in DD104, Ngan Tam Mei, Yuen Long.

Submit Supplemental Information for s.16 application

We refer to your E-mail letters: letter 1) issued on 12/02/2025 and letter 2) issued on 17/02/2025 respectively in regard to the captioned s.16 application, we would like to submit the following supplemental information as to reply / clarify of your above 2 letters for your further processes:

Enclosed please find:

- 1) Appendix 1: Sketch No.1 for mark up of as-built Swimming Pool Piping Layout Plan at ground floor to highlight the arrangement of drainage for both of sewer waste water and swimming pool water for s.16 application. (1 sheet)
- 2) Appendix 2: Sketch No.2 for mark up of as-built Filtration Plant Room Layout Plan at B/F to highlight the arrangement of drainage for both of sewer waste water and swimming pool water for s.16 application. (1 sheet)
- 3) Appendix 3: Drainage facilities condition record.
cover letter – 1 sheet
contents – 7 sheets

Should you request any further information, please contact Ms. Ma at tel. [REDACTED]

Thank you for your kind attention.

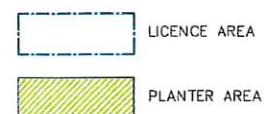
Yours faithfully,


Chow Kwok Shu

- LEGEND**
- ▲ 21 NOS. Ø50 WALL INLET [DIA. 4-1/4in x 2-5/8in(D)]
 - 20 NOS. Ø80 SCUM DRAIN [DIA. 3-1/2in x 1-3/4in(D)]
 - 4 NOS. Ø40 VACUUM FITTING [DIA. 3-1/2in x 1-3/4in(D)]
 - ☒ 4 NOS. MAIN DRAIN W/ GRATING [13-1/8in x 13-1/8in x 1-1/16in(D)]
 - 1 NO. FOOTBATH DRAIN WITH PLUG [DIA. 4-1/4in x 2-5/8in(D)]
 - 3 NO. OVERFLOW DRAIN [DIA. 4-1/4in x 2-5/8in(D)]
 - 1 NO. FOOTBATH SHOWER CURTAIN [DIA. 25mm x 2200mm(L)]
 - ▨ SCUM CHANNEL GRATING [300mm(W) x 25mm(H)]
 - ▨ SURFACE CHANNEL GRATING [300mm(W) x 25mm(H)]
 - 2 NOS. POOL LADDER [72in x 20in x 27in]

- WALL LEGEND**
- 1180mm(H) R.C. FENCE WALL
 - 310mm(H) R.C. PLANTER WALL WITH 710mm(H) P.V.C. PANEL ABOVE

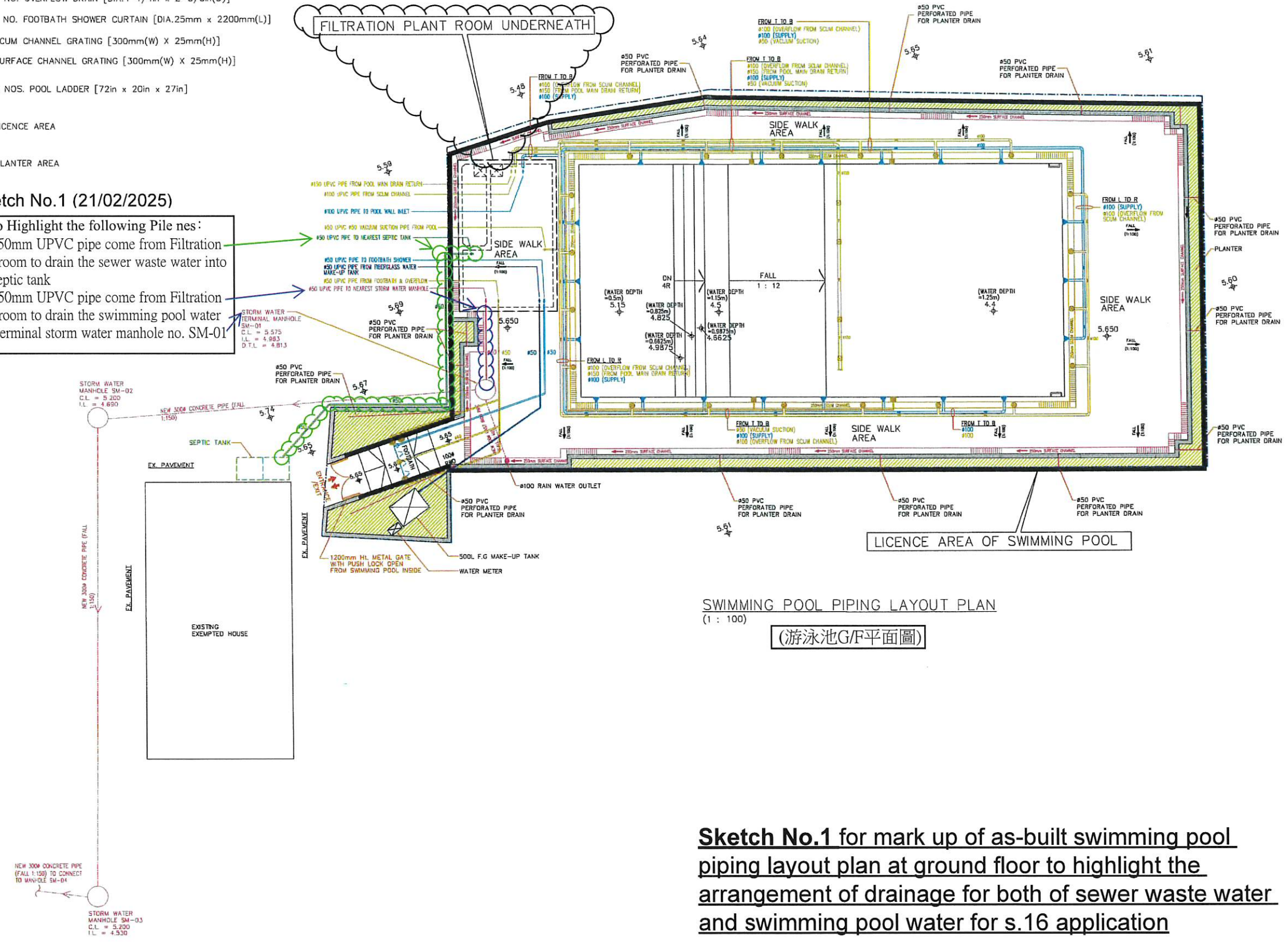
- COLOUR LEGENDS**
- (1) RETURN FROM POOL TO FILTRATION SYSTEM
 - (2) FILTERED WATER SYSTEM
 - (3) MAKEUP SYSTEM
 - (4) CHEMICAL SYSTEM
 - (5) BACKWASH SYSTEM
 - (6) DRAIN SYSTEM



Sketch No.1 (21/02/2025)

Markup Sketch to Highlight the following Pipe nes:

- 1) Dia. 50mm UPVC pipe come from Filtration plantroom to drain the sewer waste water into the septic tank
- 2) Dia. 50mm UPVC pipe come from Filtration plantroom to drain the swimming pool water into terminal storm water manhole no. SM-01



SWIMMING POOL PIPING LAYOUT PLAN (1 : 100)

(游泳池G/F平面圖)

Sketch No.1 for mark up of as-built swimming pool piping layout plan at ground floor to highlight the arrangement of drainage for both of sewer waste water and swimming pool water for s.16 application

REV	DATE	DESCRIPTION
L	2024/02/15	11 th submission
K	2023/12/19	10 th submission
J	2023/10/25	9 th submission
H	2023/03/24	8 th submission
G	2022/12/05	7 th submission
F	28/04/2021	6 th submission
E	29/9/2020	5 th submission
D	29/6/2020	4 th submission
C	8/4/2017	3 rd submission
B	20/03/09	2 nd submission
A	17/03/09	1 st submission

THE OWNERSHIP OF THE COPYRIGHT OF THIS DRAWING IS RESERVED BY GROUP EAGLE ENTERPRISES LIMITED. NOISE CONTENT MUST BE OBTAINED BEFORE ANY USE OR REPRODUCTION OF THE DRAWING OR ANY PART THEREOF CAN BE MADE.

Group Eagle Enterprises Limited
 Rm 601, 6/F,
 Wah Hing Commercial Building,
 No.283 Lockhart Road,
 Wan Chai, H.K.
 Tel: (852) 2571 9880
 Fax: (852) 2571 9887
 Email: info@gegroup.com.hk / ge@gegroup.com.hk

PROJECT
 SWIMMING POOL LICENCE AT B/F (PORTION), G/F (PORTION) & 1/F (PORTION), LOT 215B R.P. IN D.D. 104, SHEUNG CHUK YUEN, NGAU TAM MEI, YUEN LONG, N.T.

ARCHITECT
 CHAN & WONG ARCHITECTS AND ENGINEERS LTD.

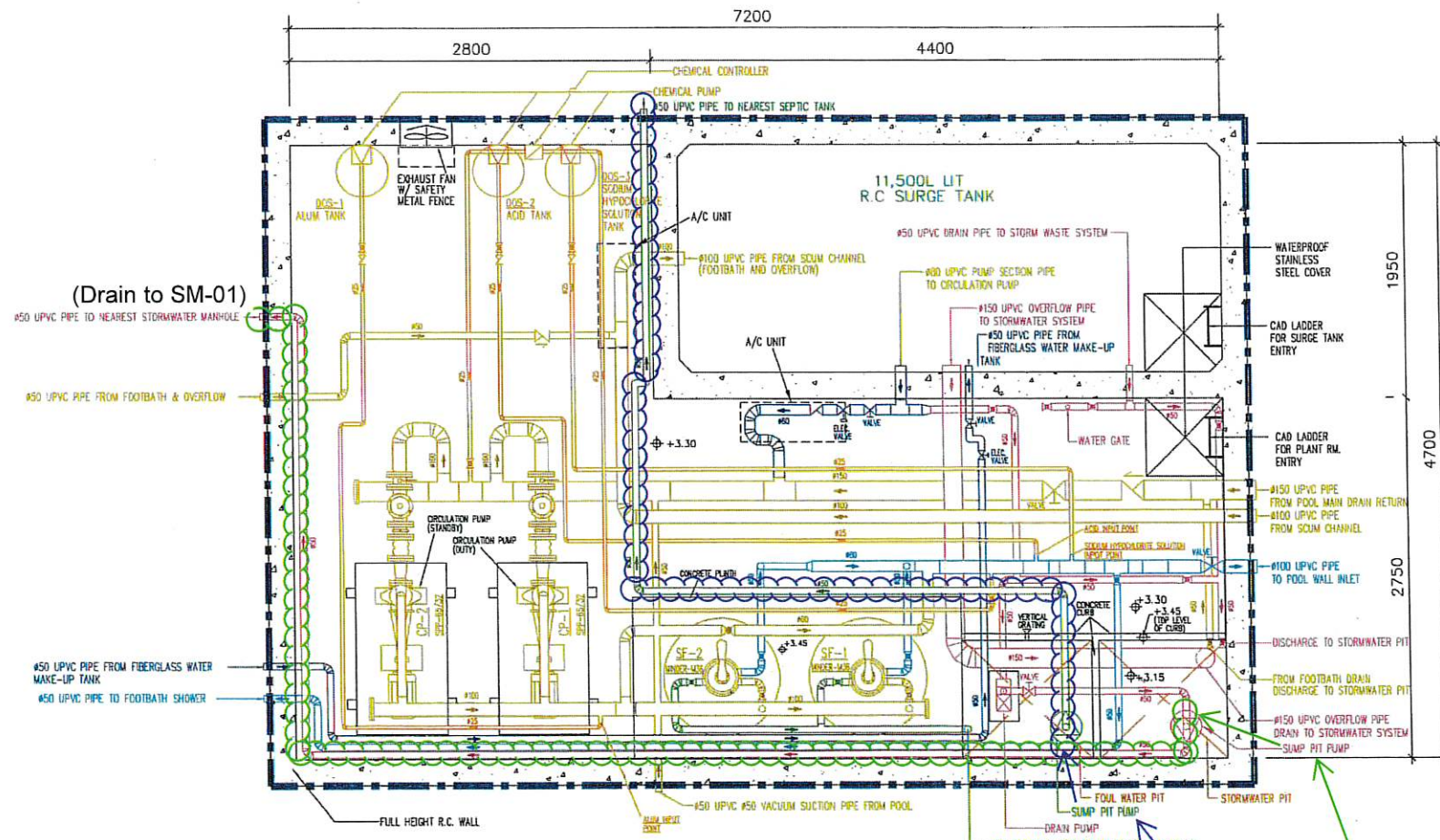
M&E CONSULTANT

MAIN CONTRACTOR
 WING SHING CAISSON & FOUNDATION LTD.

DRAWING TITLE
 SWIMMING POOL PIPING LAYOUT PLAN

Project No.	Drawing No.	Scale
PJ-303	D3	L
DATE	DATE	DATE
DATE	DATE	DATE
DATE	DATE	DATE
DATE	DATE	DATE



- COLOUR LEGENDS**
- (1) RETURN FROM POOL TO FILTRATION SYSTEM
 - (2) FILTERED WATER SYSTEM
 - (3) MAKEUP SYSTEM
 - (4) CHEMICAL SYSTEM
 - (5) BACKWASH SYSTEM
 - (6) DRAIN SYSTEM



FILTRATION PLANT ROOM LAYOUT PLAN AT B/F
(1 : 100)

Underneath the Swimming Ground Floor

Sketch No.2 (21/02/2025)

- Markup Sketch to Highlight the following Pipe Lines:
- 1)  Sump pit pump connected with dia.50mm UPVC pipe to drain the sewer waste water to the nearest septic tank as shown on Swimming Pool Piping Layout Plan (Ground Floor)
 - 2)  Sump pit pump connected with dia.50mm UPVC pipe to drain the storm water to storm water manhole no. SM-01 on swimming pool ground floor.

Sketch No.2 for mark up of as-built Filtration Plant Room
 Layout plan at B/F to highlight the arrangement of drainage
 for both of sewer waste water and swimming pool water for
 s.16 application

REV	DATE	DESCRIPTION
L	2024/02/15	11 th submission
K	2023/12/10	10 th submission
J	2023/10/25	9 th submission
H	2023/03/24	8 th submission
G	2022/12/05	7 th submission
F	20/04/2021	6 th submission
E	23/9/2020	5 th submission
D	23/6/2020	4 th submission
C	8/1/2017	3 rd submission
B	20/03/09	2 nd submission
A	17/03/09	1 st submission

THE OWNERSHIP OF THE COPYRIGHT OF THIS DRAWING IS RESERVED BY GROUP P&F OVERSEAS LIMITED. WRITTEN CONSENT MUST BE OBTAINED BEFORE ANY USE OR REPRODUCTION OF THE DRAWING OR ANY PART THEREOF CAN BE MADE.

Group Eagle Enterprises Limited
 Rm 601, 6/F,
 Wah Hing Commercial Building,
 No.283 Lockhart Road,
 Wai Chai, H.K.
 TEL: (852) 2571 5866
 FAX: (852) 2571 7863
 EMAIL: info@gegroup.com.hk /
 wong@gegroup.com.hk

PROJECT
 SWIMMING POOL LICENCE AT
 B/F (PORTION), G/F (PORTION) &
 1/F (PORTION),
 LOT 215B R.P. IN D.O. 104,
 SHEUNG CHUK YUEN,
 NGAU TAM MEI, YUEN LONG, N.T.

ARCHITECT
 CHAN & WONG
 ARCHITECTS AND ENGINEERS LTD.

MECHANICAL & ELECTRICAL CONSULTANT
 WAE CONSULTANT

MAIN CONTRACTOR
 WING SHING
 CAISSON & FOUNDATION LTD.

DRAWING TITLE
 FILTRATION PLANTROOM
 EQUIPMENT LAYOUT

Project No. PJ-303	Drawing No. D5	Rev. No. L
Drawn by JC	Checked by JC	Date 23-10-24
Scale 1:50	Sheet No. 1 of 1	Rev. Date 17/1/2021