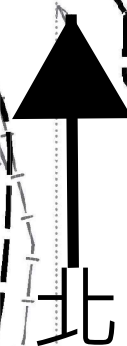


# 布局圖



行車通道

行車路線

1個中型貨車上落  
貨車位3.5米X11米

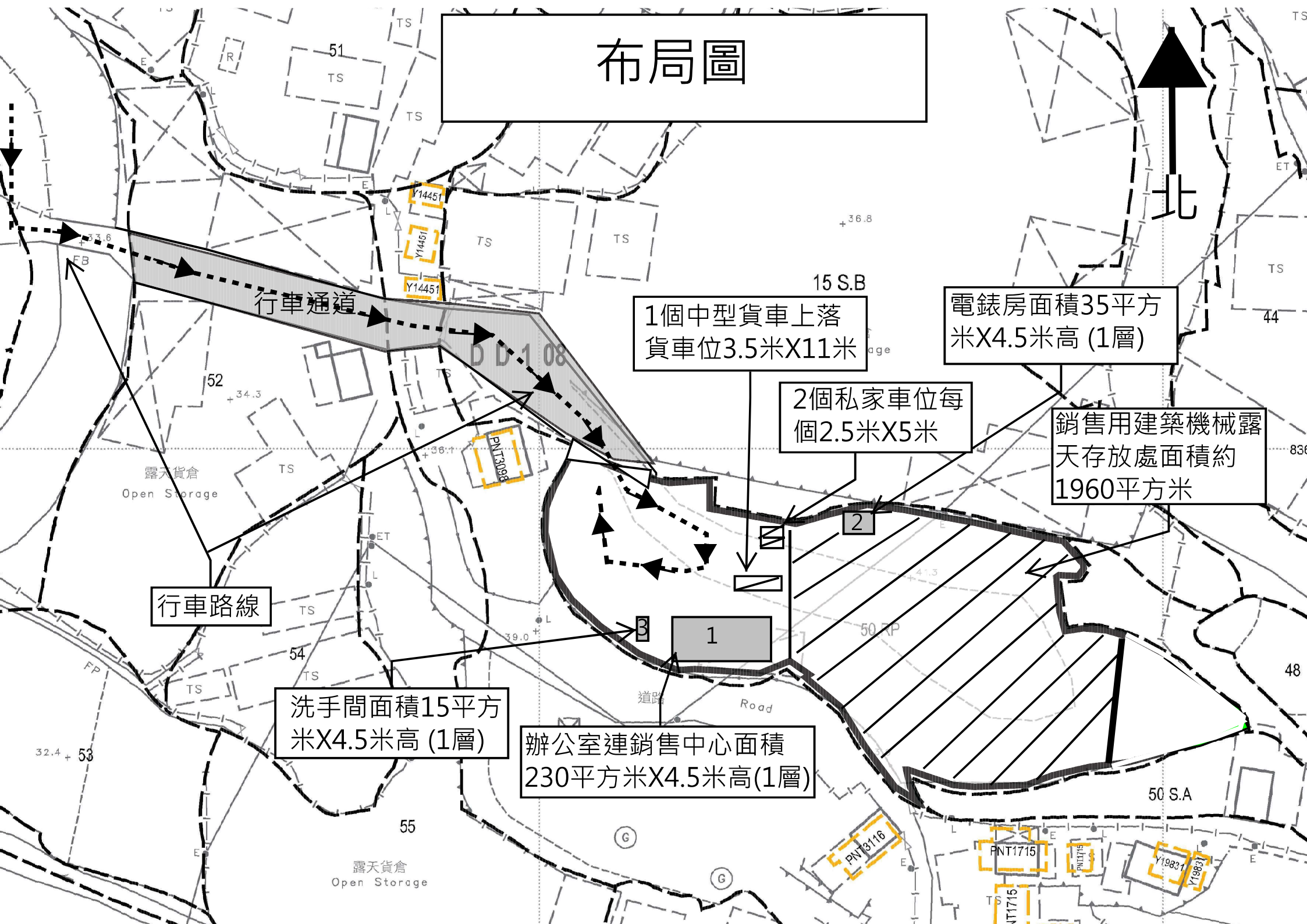
2個私家車位每  
個2.5米X5米

電錶房面積35平方  
米X4.5米高(1層)

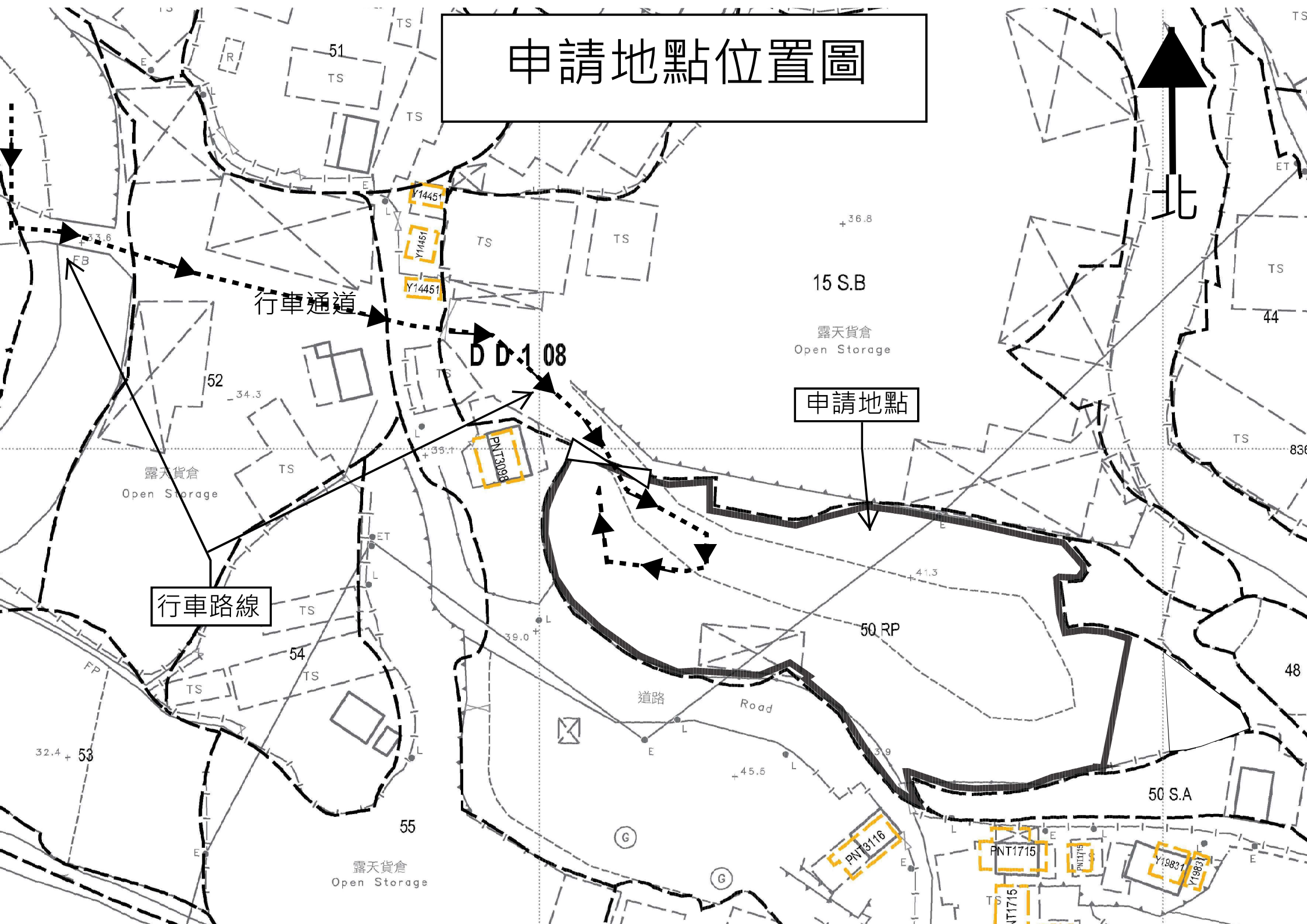
銷售用建築機械露  
天存放處面積約  
1960平方米

洗手間面積15平方  
米X4.5米高(1層)

辦公室連銷售中心面積  
230平方米X4.5米高(1層)



# 申請地點位置圖



行車通道

DD-108

申請地點

行車路線

道路

Road

露天貨倉  
Open Storage

露天貨倉  
Open Storage

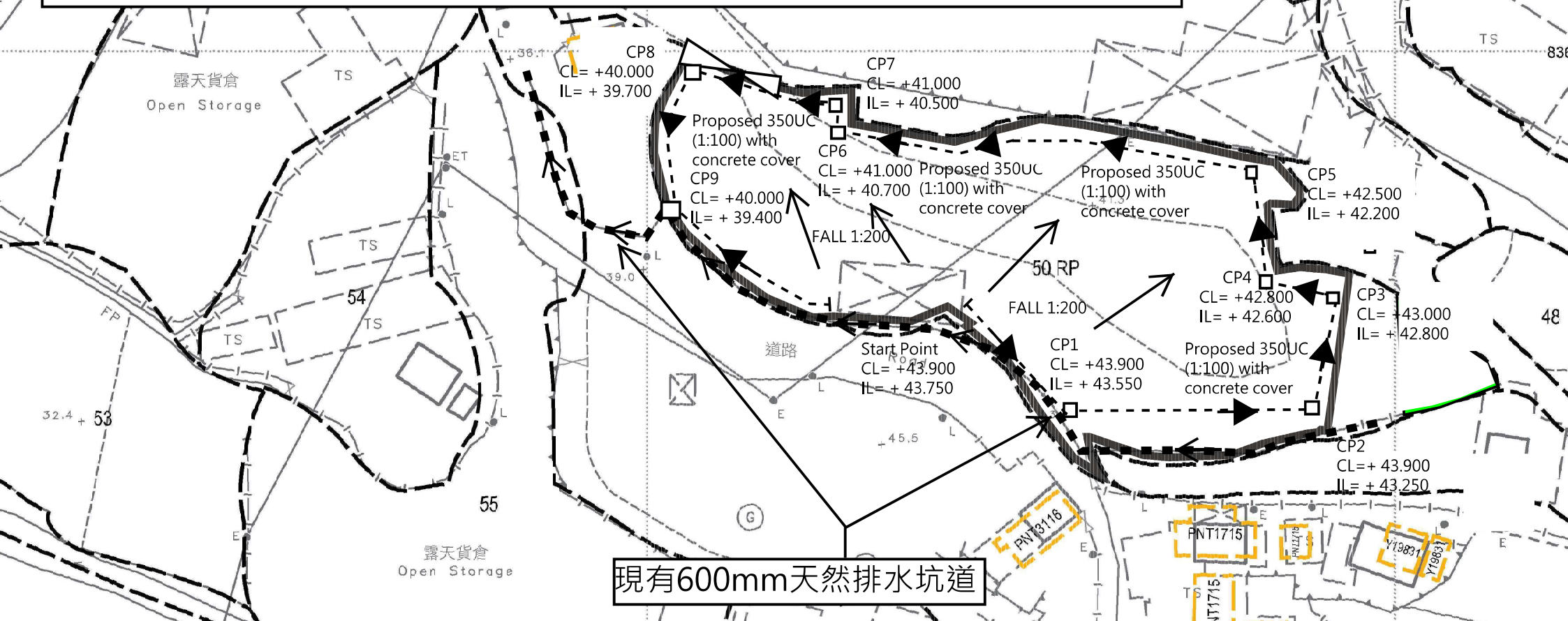
露天貨倉  
Open Storage

# 雨水排放建議圖

## Note:

1. Catchpit (CP1-CP9) with desilting facility shall follow CEDD's standard drawing No. C2406I.
2. Catchpit and UC follows Typical Details of Geotechnical Manual for Slope Fig.8.10 and Fig.8.11 respectively.
3. The inverted level of the connection point shall be verified on site prior the commencement of work
4. Grating Concrete Cover follows CEDD's standard drawing No. C2412E: U-CHANNELS WITH PRECAST CONCRETE SLABS

Site Catchment Area =  $3150 \text{ m}^2$   
=  $0.03150 \text{ km}^2$   
Peak runoff in  $\text{m}^3/\text{s}$  = Peak runoff in  $\text{m}^3/\text{s}$  =  $0.278 \times 0.95 \times 250 \text{ mm/hr} \times 0.03150 \text{ km}^2$   
=  $2.08639 \text{ m}^3/\text{s}$   
= 12518 liter/min



現有600mm天然排水坑道

# 申請填土位置圖



灰色位置為申請填土範圍面積約為3150平方米  
填上厚度為0.15米的混凝土, 未填土前的水平基準  
係mPD39.850填土後新的水平基準面為mPD 40.000

