

Annex I

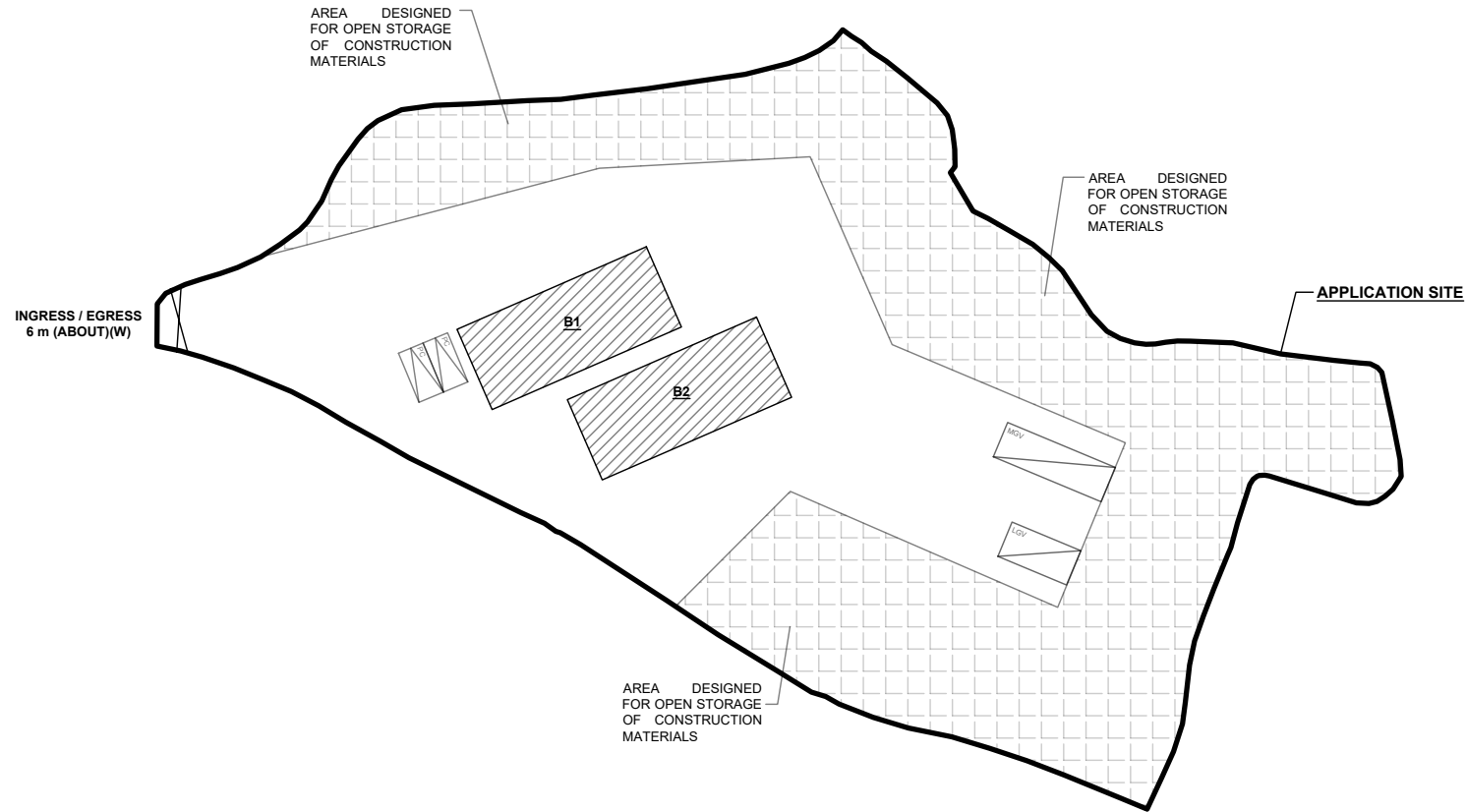
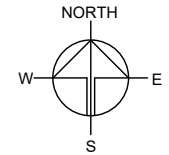
Revised Layout Plan and Swept Path Analysis



DEVELOPMENT PARAMETERS

| | | |
|-----------------------|------------------------|---------|
| APPLICATION SITE AREA | : 4,226 m ² | (ABOUT) |
| COVERED AREA | : 320 m ² | (ABOUT) |
| UNCOVERED AREA | : 3,906 m ² | (ABOUT) |
| | | |
| PLOT RATIO | : 0.08 | (ABOUT) |
| SITE COVERAGE | : 8 % | (ABOUT) |
| | | |
| NO. OF STRUCTURE | : 2 | |
| DOMESTIC GFA | : NOT APPLICABLE | |
| NON-DOMESTIC GFA | : 320 m ² | (ABOUT) |
| TOTAL GFA | : 320 m ² | (ABOUT) |
| | | |
| BUILDING HEIGHT | : 5 m | (ABOUT) |
| NO. OF STOREY | : 1 | |
| | | |
| DESIGNATED OS AREA | : 2,120 m ² | (ABOUT) |

| STRUCTURE | USE | COVERED AREA | GFA | BUILDING HEIGHT |
|--------------|---|----------------------------------|----------------------------------|-----------------------|
| B1 | SHED FOR STORAGE OF CONSTRUCTION MATERIALS AND SITE OFFICE* | 160 m ² (ABOUT) | 160 m ² (ABOUT) | 5 m (ABOUT)(1-STOREY) |
| B2 | SHED FOR STORAGE OF CONSTRUCTION MATERIALS AND SITE OFFICE* | 160 m ² (ABOUT) | 160 m ² (ABOUT) | 5 m (ABOUT)(1-STOREY) |
| TOTAL | | 320 m² (ABOUT) | 320 m² (ABOUT) | |



PARKING AND LOADING / UNLOADING (L/UL) PROVISIONS

| | |
|--|------------------------|
| NO. OF PRIVATE CAR PARKING SPACE | : 2 |
| DIMENSION OF PARKING SPACE | : 5 m (L) x 2.5 m (W) |
| | |
| NO. OF L/UL SPACE FOR LIGHT GOODS VEHICLE | : 1 |
| DIMENSION OF L/UL SPACE | : 7 m (L) X 3.5 m (W) |
| | |
| NO. OF L/UL SPACE FOR MEDIUM GOODS VEHICLE | : 1 |
| DIMENSION OF L/UL SPACE | : 11 m (L) X 3.5 m (W) |

LEGEND

- APPLICATION SITE
- STRUCTURE (SHED)
- PARKING SPACE (PRIVATE CAR)
- L/UL SPACE (LIGHT GOODS VEHICLE)
- L/UL SPACE (MEDIUM GOODS VEHICLE)
- INGRESS / EGRESS

PLANNING CONSULTANT



PROJECT

PROPOSED TEMPORARY OPEN STORAGE OF CONSTRUCTION MATERIALS WITH ANCILLARY FACILITIES FOR A PERIOD OF 3 YEARS AND ASSOCIATED FILLING OF LAND

SITE LOCATION

LOT 1080 (PART) IN D.D. 106, KAM TIN, YUEN LONG, NEW TERRITORIES

SCALE

1 : 700 @ A4

DRAWN BY: MN DATE: 12.8.2024

CHECKED BY: DATE:

APPROVED BY: DATE:

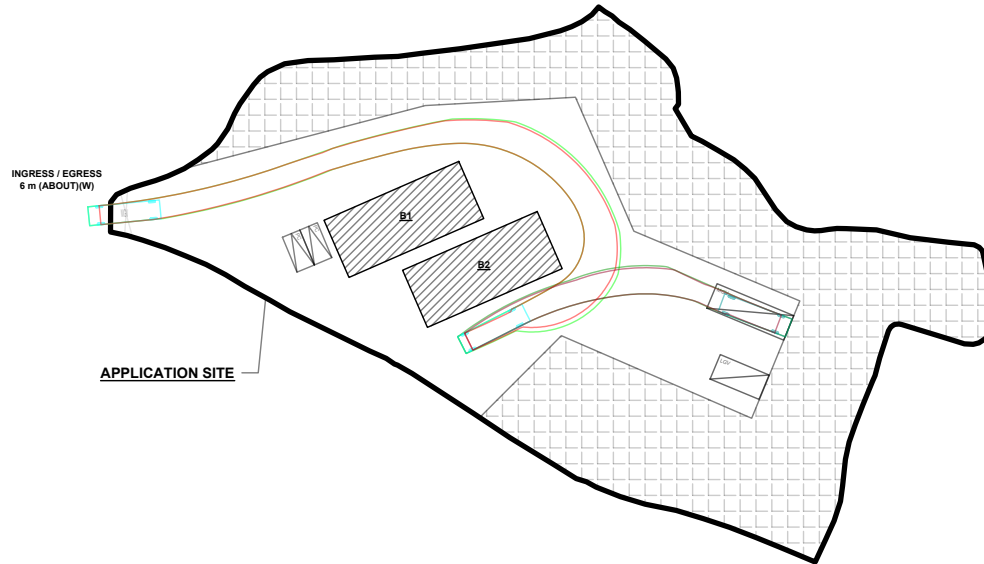
DWG. TITLE
LAYOUT PLAN

DWG NO. VER.
PLAN 1 002

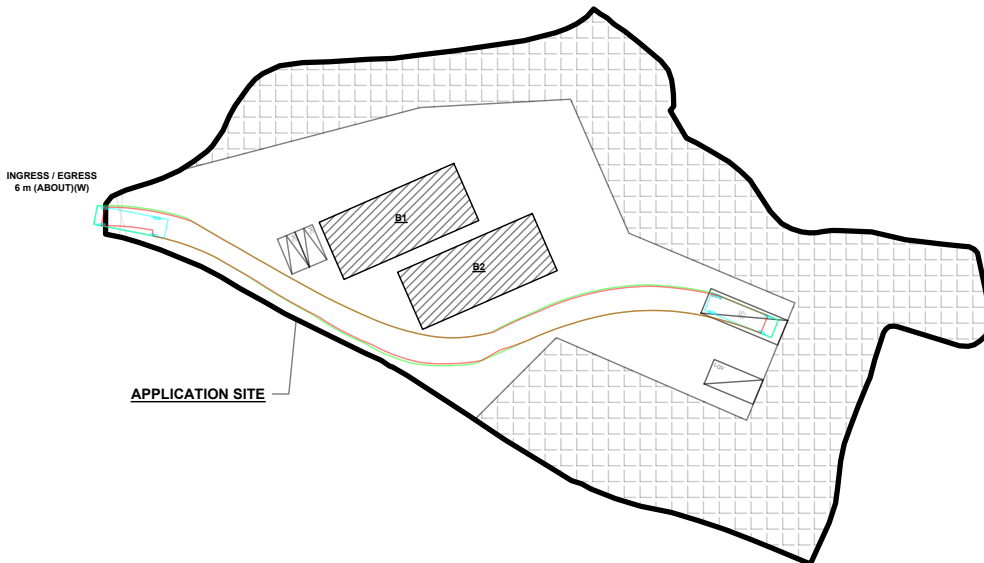
SWEPT PATH ANALYSIS

TYPE OF VEHICLE : MEDIUM GOODS VEHICLE
 DIMENSION OF VEHICLE : 2.5 m (W) X 9.5 m (L)

SWEPT PATHS GENERATED BY AUTODESK VEHICLE TRACKING



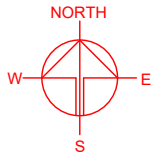
FROM THE LOCAL ACCESS TO
 THE APPLICATION SITE



FROM THE APPLICATION SITE
 TO THE LOCAL ACCESS

LEGEND

- APPLICATION SITE
- LOADING / UNLOADING SPACE
- MEDIUM GOODS VEHICLE
- SWEEP PATH OF VEHICLE



PLANNING CONSULTANT



PROJECT

PROPOSED TEMPORARY OPEN STORAGE OF CONSTRUCTION MATERIALS WITH ANCILLARY FACILITIES FOR A PERIOD OF 3 YEARS AND ASSOCIATED FILLING OF LAND

SITE LOCATION

LOT 1080 (PART) IN D.D. 106, KAM TIN, YUEN LONG, NEW TERRITORIES

SCALE

1 : 1000 @ A4

| | |
|----------|-----------|
| DRAWN BY | DATE |
| MN | 12.8.2024 |

| | |
|------------|------|
| CHECKED BY | DATE |
| | |

| | |
|-------------|------|
| APPROVED BY | DATE |
| | |

DWG. TITLE
 SWEEP PATH ANALYSIS

| | |
|---------|------|
| DWG NO. | VER. |
| PLAN 2 | 002 |